

Refer to pages  
16A, 16B, 16C  
for recent Group  
Number changes.

# **SERVICE PARTS CATALOGUE**

FOR

# **DODGE TRUCK**

**3/4-TON • 4x4**

## **MODEL NUMBERS**

**WC-51—Weapon Carrier**

**WC-54—Ambulance**

**WC-52—Weapon Carrier with Winch**

**WC-57—Command with Winch**

**WC-53—Carry-all**

**WC-60—Emergency Repair Chassis**

**BUILT FOR**

## **UNITED STATES ARMY**

---

**CONTRACT NUMBER**

**W-374-ORD-2864 (W-2425-QM652)**

**STARTING SERIAL NUMBER**

**81,601,050**

---

## **FARGO MOTOR CORPORATION**

**SUBSIDIARY OF CHRYSLER CORPORATION**

**DETROIT, MICHIGAN**



# SERVICE PARTS CATALOGUE

## FOR DODGE TRUCK

### 3/4-TON • 4x4

CONTRACT NUMBER W-374-ORD-2864 (W-2425-QM-652)

Model	Type of Vehicle	U. S. Registration Nos.	
WC-51	Weapon Carrier	2,110,000 to	2,125,113 Incl.
WC-52	Weapon Carrier with winch	2,160,419 to	2,179,292 Incl.
		2,180,276 to	2,199,555 Incl.
WC-53	Carryall	20,260,793 to	20,261,257 Incl.
WC-54	Ambulance	721,000 to	732,635 Incl.
WC-57	Command with winch	20,291,158 to	20,295,751 Incl.
WC-60	Emergency Repair Chassis	0,026,383 to	0,026,606 Incl.

ENGINEERS' SYMBOL T214

STARTING SERIAL NO. 81,601,050

**FARGO MOTOR CORPORATION**  
SUBSIDIARY OF CHRYSLER CORPORATION  
DETROIT, MICHIGAN

PART II, SNL G502

#### INDEX

SEND BACK PAGES TO FIND GROUP DESIRED
Group 01 Engine
Group 02 Clutch
Group 03 Fuel
Group 04 Exhaust
Group 05 Cooling
Group 06 Electrical
Group 07 Transmission
Group 08 Transfer Case
Group 09 Propeller Shaft & Uni-Joint
Group 10 Front Axle
Group 11 Rear Axle
Group 12 Brake
Group 13 Wheels, Hubs & Drums
Group 14 Steering
Group 15 Frame and Brackets
Group 16 Springs & Shock Absorber
Group 17 Front Fender & Sheet Metal
Group 18 Body
Group 20 Winch & Power Take-Off
Group 22 Miscellaneous-Body-Chassis
Group 23 General Use, Standardized Parts
Group 26 Radio & Internal Communicating System

ISSUED MARCH 15, 1943  
D-10583



## INFORMATION

The information consolidated into this Parts List includes the following:

- Item Stock Numbers
- Manufacturer's part number
- Part Name
- Vendor's name and part number (where applicable)
- Model application
- Quantity used per vehicle
- Special notes necessary for proper identification

## MANUAL AND PARTS LIST IDENTIFICATION PLATE

PUBLICATIONS APPLYING TO THIS VEHICLE	
OPERATORS MANUAL	TM9- <input type="text"/>
● PARTS LIST	SNL G <input type="text"/>
MAINTENANCE MANUALS	TM9- <input type="text"/>
<input type="text"/>	

This plate on the Instrument Panel designates the proper pamphlets to be used in the service of the vehicle.

## ARRANGEMENT

This Service Parts Catalogue is arranged in groups to conform with the Standardized Government Grouping. Each Major Group is divided into Sub-groups. The first 2 numerals used in the Sub-group designate the Major Group, the last 2 numerals designate the Sub-group, for example: Group 0301 indicates Group 03, Sub-group 01.

Attaching parts such as Bolts, Nuts, Studs, Washers, etc., can easily be identified as they follow the part or parts with which they are used and are shown indented from the margin. For quick reference Standardized Parts are also grouped under their respective nouns in Group 23.

A quick reference index is printed along the right hand margin on the title page, for convenience in locating the Major Groups of the Catalogue which have a black thumb mark on the first page of each Major Group, located directly below the index reference on the title page.

## ILLUSTRATIONS

The illustrations included in this parts list show the construction of the various assemblies. The exploded type illustrations show the parts disassembled in their relative positions. Illustrations are shown at the beginning of each major group. The correct names for parts illustrated are shown below or on the back of the illustration and are keyed to the illustration by reference numbers. Immediately preceding the part names will be found the item stock number or numbers of the parts illustrated. Seven models are covered in this listing therefore, it will be necessary to refer to text or listing in parts list for correct model information. The number of the sub-group, in which these parts are listed, is shown immediately following the part name. An index of illustration plate numbers will be found immediately preceding the alphabetical index.

## REPAIR PARTS

In order to facilitate and expedite the field servicing of this vehicle, Repair Kits have been made available for fast and efficient handling, storage and repair of certain assemblies or sub-assemblies. Each Repair Kit is individually packaged and labeled for identification. Each Kit is listed as closely as possible to the unit or assembly for which it is intended. The component parts of each Kit are listed immediately following the Kit itself. In the majority of cases, the component parts of Kits are not serviced separately; however, in those cases in which component parts of a Kit are serviced separately, this fact is clearly indicated by a (#) immediately preceding the part number. These parts that are serviced separately will also be found in their proper group in the parts listing.

## ALPHABETICAL INDEX

Located in Front of Book

Quick reference to any part by name is provided in the alphabetical index. This index shows the number of the sub-group in which the parts are listed.

## NUMERICAL INDEX

Located in Back of Book

Reference to any item stock number is provided in the numerical index. This index lists all parts in numerical sequence and shows the sub-group in which each part is listed. Reference to the manufacturer's number is also provided in a separate index.

## MANUFACTURER'S IDENTIFICATION SYMBOLS INDEX

Located in Front of Book

This index shows a list of Manufacturer's Name Symbols, together with the full name of the manufacturer.


## LIST OF ABBREVIATIONS

Located in Front of Book

This index shows all abbreviations appearing in this parts catalogue and their full meanings.


WEAPON CARRIER

PLATE A



WC-51 WEAPON CARRIER


PLATE B





WC-52 WEAPON CARRIER WITH WINCH

PLATE C



WC-52 WEAPON CARRIER WITH WINCH

PLATE D

