



SPARE PARTS CATALOG ★ 1945 ★



COMPLETE DEALER'S CATALOG OF SPARE PARTS FOR BIG TWIN HARLEY-DAVIDSON MOTORCYCLES AND SIDECARS

This catalog covers 1936-61" OHV, 1937 to 1945-61", 74" and 80" Big Twins and Sidecars for the same models. • All prices listed herein are in compliance with OPA ceiling price regulations. These prices supersede all previous quotations and are subject to change without notice. Prices are F.O.B. Milwaukee, Wis., U.S.A. All taxes, duties, transportation, extra.

HARLEY - DAVIDSON MOTOR COMPANY

MILWAUKEE 1, WISCONSIN U.S.A.

ISSUED JUNE 1, 1945 • NUMBER 13850-45 • PRICE \$1.50

GENERAL INFORMATION

When ordering parts it is most important to specify the correct MODEL so that the parts for that model will be ordered correctly. Whenever in doubt refer to the motor number stamped on the left crankcase. The numerals of the motor number preceding the letters indicate the year and the letters the size and type of the motor. Example: 42EL1827 is a 1942 model 61" O.H.V.; 41UL2123 is a 1941 model 74" sidevalve. Sidecar or sidevan models are indicated the same way in the chassis number as shown on the rear frame tube. Example: 39M8426 is a 1939 model "M" sidevan.

Model U is a 74" medium compression model
Model UL is a 74" high compression model
Model UH is a 80" medium compression model
Model ULH is a 80" high compression model
Model E is a 61" O.H.V. medium compression model
Model EL is a 61" O.H.V. high compression model
Model F is a 74" O.H.V. medium compression model
Model FL is a 74" O.H.V. high compression model

There has been incorporated into this catalog various combination of parts. Some of these combinations are indicated by listing them as KITS or SETS. Others are combinations of assembled parts.

These various combinations are made up for your convenience. They cover the items you need to make a complete and satisfactory job of the particular repair operation.

The component parts of these various combinations are listed separately underneath the kit or set number. If any individual part of a kit or set is desired it must be ordered from the breakdown as shown.

The following instructions should be followed very carefully when ordering Spare Parts.

1. Be sure to specify numbers covering the parts for the correct model.
2. Specify the part numbers on each item.
3. Code Words are to be used ONLY when ordering parts by TELEGRAM or CABLE.
4. When ordering parts use our standard parts order blanks. The use of these blanks will enable us to fill and ship your order more promptly. These blanks furnished Free of Charge upon request.
5. Do not order motorcycles, sidecars or advertising matter on Parts Order Blanks. Write nothing on the order blank except the order itself, as any other correspondence will not be answered until the order is shipped and billed.
6. Freight, Express and Parcel Post orders should be on separate order blanks.
7. For your own records, number and date all orders, also keep a carbon copy for reference in case of misunderstanding.
8. Spare Parts are considered obsolete after a period of twelve years and are no longer available.
9. When ordering parts for Special motors, racing models, etc., specify the complete motor number in all cases.
10. Do not use the pricing columns on the right hand side of our Order Blank. These are used by us.

INDEX

To facilitate finding parts in this book, we list all parts in groups, as follows:

MOTOR	Page	MUDGUARDS AND CHAINGUARDS	Page
Cylinders, Motor Gaskets	3	Mudguard Color Chart	73
Valve Group - Side Valve Models	7	Mudguard (Fender) Group	74
Valve Group - Overhead Valve Models	8	Chain guard	78
Pistons and Connecting Rods	12		
Flywheel Group	15	WHEELS AND BRAKES	
Crankcase and Fittings	17	Wheel Rims and Spokes	77
Oil Pumps and Fittings	19	Interchangeable Wheels and Parts	78
Gear Case Fittings, Gears, Covers and Oil Pressure Switch	22	Axles and Fittings	79
		Rear Wheel Brake and Control Parts	79
		Front Wheel Brake and Control Parts	82
MUFFLERS - INTAKE PIPES AND CARBURETORS			
Muffler and Exhaust Pipes	27	ELECTRICAL EQUIPMENT	
Inlet Pipes	28	Batteries and Battery Parts	84
Carburetor and Parts	30	Instrument Panel and Switches	85
Air Intake and Cleaner Group	33	Ignition and Light Switch	88
Oil Bath Air Cleaner Group	34	Handlebar Horn and Light Switches	89
		Wiring	89
GENERATOR, CIRCUIT BREAKER AND COIL		Horn	92
Generator, Frame and Fields	35	Head Lamp Group	93
Armature Group	35	Tail and Stop Lamp Group (1936 to 1938)	94
Generator Brush Group	37	Tail and Stop Lamp Group (1939 to 1945)	94
Circuit Breaker (Timer) and Wiring	37	Stop Light Switch	95
Spark Coil and Cables	40		
		SIDECAR PARTS	
TRANSMISSION		Frame Group	95
Duckworth Chains and Links	40	Axle and Brake Group	97
Diamond Chains and Links	40	Mudguard Group	100
Sprockets	41	Springs and Attachments	100
Starter Crank Group	42	Body and Fittings	101
Starter Parts	42	Recoil Check	103
All Four Speed Transmissions and Reverse Transmissions for 1936 - 61" OHV, 1937 to 1945 - 61 - 74 - 80 Models	44	Windshield and Parts	103
Gear Shifter Lever and Parts	45	Brake Lock and Parts	104
Shifting Shaft and Lever	45		
Shifting Fork and Shaft	46	RADIO PARTS	
Right Hand Gear Shaft and Left Hand Throttle Parts	47	Boxes and Fittings	104
Gear Box and Parts	49	Receiver and Parts	105
Mainshaft Group	49	Power Supply Group	109
Countershaft	51	Loud Speaker Group	109
		Antenna and Fittings	109
		Battery Cables, Carrier, Voltage Regulator Parts	111
CLUTCH GROUP		Miscellaneous Radio Equipment	112
Clutch Group	52		
Clutch Foot Lever and Parts	52	ACCESSORIES	
Clutch Release Lever and Parts	54	Speedometer Parts	113
Clutch Push Rod and Parts	54	Sport or Summer Windshields	114
Clutch Hub Parts	54	Winter Windshields	115
Clutch Discs	56	Legshields	117
		Spotlights and Parts	118
FORKS AND FRAMES		Safety Guard and Fittings	119
Front Fork Group	57	Jiffy Stand Parts	120
Head Fittings	58	Tandem and Parts	121
Steering Damper and Parts	59	Ride Control and Parts	122
Frame and Fittings	59	Buddy Seat and Parts	123
Luggage Carriers	60	Front and Sidecar Mudguard Lamps and Parts	125
Footboard Group	61	Siren Parts	126
Front and Rear Stand Group	62	War Model Rear Sirens	129
Seat Post Group	62		
Saddle Group	64	MISCELLANEOUS	
		Numerical List - Screws and Bolts	130
HANDLEBAR		Special Combinations - Screws and Bolts	131
Handlebars and Controls	64	Nuts	131
		Plain Washers	132
TOOL BOXES AND TANKS		Lock Washers	132
Tool Box Group	67	Steel Balls	133
Tank Color Chart	67	Cotter Pins	133
Tank Group	68	Rivets	133
Oil and Gas Lines	70	Grease Fittings	133
		Shakeproof Lock Washers	133

Metric Conversions

45 cubic inches = 750 cubic centimeters
 61 cubic inches = 1000 cubic centimeters
 74 cubic inches = 1200 cubic centimeters
 80 cubic inches = 1300 cubic centimeters

1 millimeter equals .03937 inches. 1 inch equals 25.4 millimeters.

NUMERICAL CODE

1 - layne	23 - lerem	45 - levir	67 - lezwo	89 - licfo
2 - leakd	24 - lerla	46 - levos	68 - liabz	90 - lichy
3 - lecva	25 - lerne	47 - levpa	69 - liafd	91 - licid
4 - leezt	26 - lerop	48 - levso	70 - liahg	92 - licof
5 - legza	27 - lerpo	49 - levut	71 - liak	93 - licug
6 - lehug	28 - leryr	50 - levyv	72 - liats	94 - licyh
7 - lejde	29 - lesam	51 - lewer	73 - liavt	95 - lidac
8 - lekda	30 - lesip	52 - lewre	74 - liazy	96 - lidca
9 - lelaf	31 - lesma	53 - lewto	75 - libaz	97 - lidde
10 - lelyl	32 - lesne	54 - lewuv	76 - libbe	98 - lided
11 - lemi j	33 - lessy	55 - leyar	77 - libdo	99 - lidgo
12 - lem ul	34 - lesur	56 - leyit	78 - libed	100 - lidif
13 - lenje	35 - lesys	57 - leyov	79 - libgy	200 - liulp
14 - lenum	36 - letan	58 - leyra	80 - libic	300 - loiry
15 - leolj	37 - letep	59 - leyse	81 - libod	400 - loyde
16 - leovs	38 - letna	60 - leyvo	82 - libut	500 - luluz
17 - lepaj	39 - letor	61 - lezas	83 - libyg	600 - lybva
18 - lepil	40 - letpe	62 - lezet	84 - libza	700 - lynvy
19 - lepke	41 - letro	63 - leziv	85 - licab	800 - magap
20 - leppy	42 - letus	64 - lezsa	86 - licba	900 - mauvk
21 - leppy	43 - letyt	65 - lezte	87 - licce	1000 - mejiz
22 - leral	44 - levap	66 - lezux	88 - licec	

HARLEY-DAVIDSON MOTOR CO.

MILWAUKEE 1, WIS., U.S.A.

TERMS

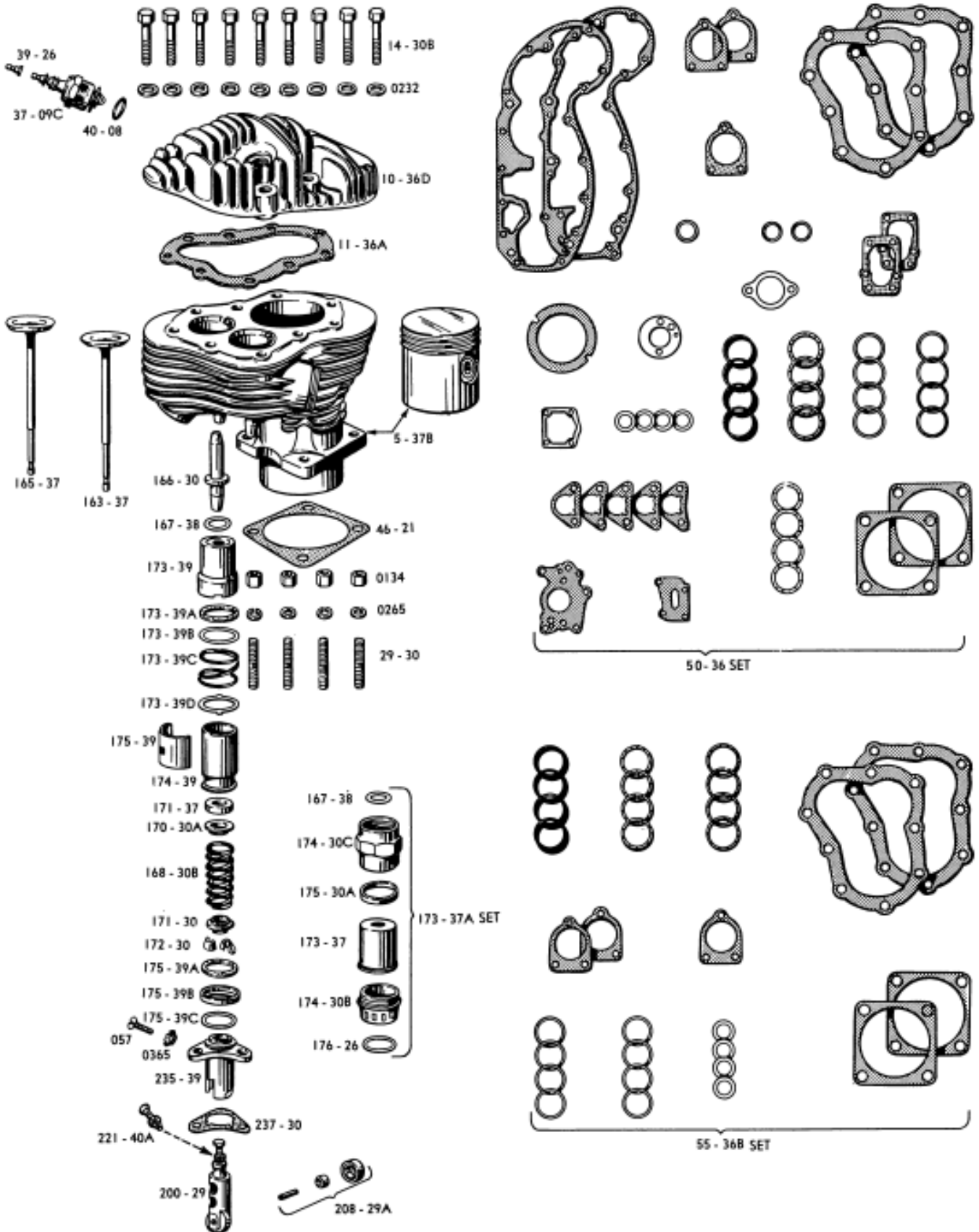
All prices are subject to be increased by the amount of any Excise Taxes or Duties levied by the Government on these items. We carry accounts on our ledgers only with regularly appointed dealers. All orders received from others must be accompanied by cash in full. Remit by money order or bank draft. Personal checks are not accepted. All Prices subject to change without notice.

Part No.	NAME	Price Each	Used On	Code
CYLINDERS, MOTOR GASKETS				
4-37B	Front cylinder with piston assembly.	\$23.30--1937 to 1945--74" side valve.		evxan
	Consists of: 1 4-37 Front cylinder	\$17.00		
	1 256-37 Piston cpt	6.30		
5-37B	Rear cylinder with piston assembly.	23.30--1937 to 1945--74" side valve.		evxbo
	Consists of: 1 5-37 Rear cylinder.	\$17.00		
	1 256-37 Piston cpt	6.30		
4-37C	Front cylinder with piston assembly.	24.30--1937 to 1941--80" side valve.		evxes
	Consists of: 1 4-37A Front cylinder	\$18.00		
	1 256-30B Piston cpt	6.30		
5-37C	Rear cylinder with piston assembly.	24.30--1937 to 1941--80" side valve.		evxgu
	Consists of: 1 5-37A Rear cylinder.	\$18.00		
	1 256-30B Piston cpt	6.30		
6-36C	Front cylinder with piston assembly.	21.30--1936 to 1945--61" OHV		evxiw
	Consists of: 1 6-36 Front cylinder	\$15.00		
	1 256-36A Piston cpt	6.30		
7-36C	Rear cylinder with piston assembly.	21.30--1936 to 1945--61" OHV		evxky
	Consists of: 1 7-36 Rear cylinder.	\$15.00		
	1 256-36A Piston cpt	6.30		
6-41B	Front cylinder with piston assembly.	21.30--1941 to 1945--74" OHV		evxma
	Consists of: 1 6-41 Front cylinder	\$15.00		
	1 256-41 Piston cpt	6.30		
7-41B	Rear cylinder with piston assembly.	21.30--1941 to 1945--74" OHV		evxoc
	Consists of: 1 7-41 Rear cylinder.	\$15.00		
	1 256-41 Piston cpt	6.30		
9-36C	Front cylinder head, low compression (marked 10.5)	6.00--1936 to 1945--side valves		ehypr
10-36C	Rear cylinder head, low compression (marked 10.5)	6.00--1936 to 1945--side valves		ehyst
9-36D	Front cylinder head, medium compression (marked 9.3)	6.00--1936 to 1945--side valves		ehytu
10-36D	Rear cylinder head, medium compression (marked 9.3)	6.00--1936 to 1945--side valves		ehyuv
9-36E	Front cylinder head, high compression (marked 8.2)	6.00--1936 to 1945--side valves		ehzsu
10-36E	Rear cylinder head, high compression (marked 8.2)	6.00--1936 to 1945--side valves		ehzuw
9-36F	Front cylinder head.	21.00--1936 to 1939--OHV		ehzwy
10-36F	Rear cylinder head	21.00--1936 to 1939--OHV		ehzya
9-40	Front cylinder head.	21.00--1940 to 1945--OHV		eslba
10-40	Rear cylinder head	21.00--1940 to 1945--OHV		esled
9-40A	Set of aluminum cylinder heads, medium compression (marked 9.3)	22.00--1937 to 1945--side valves		eskwu
	Consists of: 1 9-40B Front cylinder head.	\$11.00		
	1 10-40B Rear cylinder head	11.00		
	18 15-39 Head bolt washer06		

Part No.	NAME	Price Each	Used On	Code
CYLINDERS, MOTOR GASKETS—Continued				
10-40A	Set of aluminum cylinder heads, high compression (marked 8.2)	\$22.00--1937 to 1945--side valves		eslaz
	Consists of: 1 9-40C Front cylinder head	\$11.00		
	1 10-40C Rear cylinder head	11.00		
	18 15-39 Head bolt washer05		
9-40MA	Front cylinder head	11.00--1940--UA - U.S. Army		etked
10-40MA	Rear cylinder head	11.00--1940--UA - U.S. Army		etkfe
11-36A	Cylinder head gasket (2)20--1936 to 1945--side valve		eiadh
12-36	Cylinder head gasket (2)20--1936 to 1945--OHV		eiain
14-30B	Cylinder head bolt (7/16"--16 x 1-7/8")10--Later 1930 to 1945--side valves		azpla
14-30S	Cylinder head bolt, oversize (1/2"--13 x 1-5/8")10--1930 to 1945--side valve		egbxa
14-36	Cylinder head bolt (10) (7/16"--16 x 2-1/4")15--1936 to 1939--OHV		eiaju
14-40	Cylinder head bolt (10) (7/16"--16 x 2-9/16")15--1940 to 1945--OHV		eslih
0232	Head bolt washer05--1936 to 1945--side valves, with iron heads		acjou
15-39	Head bolt washer (18)05--1940 to 1945--side valves, with aluminum cylinder heads		eslpo
15-36	Head bolt washer (10)05--1936 to 1945--OHV		emddo
29-30	Cylinder base stud (8)10--1930 to 1945		axgux
0134	Cylinder base stud nut (8)10--1930 to 1945		acaaw
37-09B	Spark plug (No. 2)85--1927 to 1945		embaj
37-09C	Spark plug (No. 3)85--1927 to 1945		emben
37-09D	Spark plug (No. 4)85--1927 to 1945		embfo
37-09E	Spark plug (No. 5) racing85--1927 to 1945		embis
39-26	Terminal nut for 37-09B, C, D, E05--Harley-Davidson plugs		axpod
40-08	Spark plug gasket05--Harley-Davidson plugs		adcdi
46-21	Cylinder base gasket . . . 2 for05--1924 to 1945		adcou
49-14	Cylinder primer60--1915 to 1937		adcoy
51-36	Complete set of motor gaskets	3.00--1936 to 1945--OHV		evedy
	Consists of:			
2	12-36 Cylinder head gasket \$.20	1 589-36 Oil pump body gasket . \$.05		
2	40-08 Spark plug gasket05	1 589-41 Oil pump body gasket05		
2	175-38 F.I. and R.E. cover gasket05	1 685-36 Oil pump cover gasket05		
1	175-38A Rear intake cover gasket05	1 684-41 Oil pump cover plate gasket05		
1	175-38B Front exhaust cover gasket05	1 1527-30 Generator and crankcase gasket05		
2	237-36 Tappet guide gasket02	1 1269-28 Carburetor bowl lock nut gasket05		
2	46-21 Cylinder base gasket025	4 120-38 Oil seal15		
1	1276-36 Carburetor bowl cover gasket10	1 120-38A Oil seal15		
1	598-36 Crankcase cover gasket10	1 120-38B Oil seal15		
2	1121-40 Intake pipe gasket05	16 145-36 Push rod cork washer05		
1	1121-21 Carburetor and intake pipe gasket05	6 176-37 Valve spring cover oil seal05		
		1 1541-36 Timer base gasket05		
50-36	Complete set of motor gaskets	1.75--1936 to 1945--side valves		evebv
	Consists of:			
2	11-36A Cylinder head gasket \$.20	1 544-37 Relief pipe gasket \$.05		
2	40-08 Spark plug gasket05	1 589-34 Oil pump gasket05		
2	46-21 Cylinder base gasket025	1 589-37 Oil feed pump gasket05		
4	167-38 Valve guide oil seal05	2 590-37 Oil scavenger pump base and cover gasket05		
4	175-39C Lower cover asbestos gasket05	1 598-30 Gear cover gasket10		
4	176-26 Valve cover and guide gasket02	1 598-37 Gear cover gasket10		
5	237-30 Tappet guide gasket02	1 680-34 Body end gasket05		

(Continued on next page)

Part No.	NAME	Price Each	Used On	Code
----------	------	------------	---------	------



CYLINDER, VALVES AND MOTOR GASKETS — SIDE VALVE

Part No.	NAME	Price Each	Used On	Code
----------	------	------------	---------	------

CYLINDERS, MOTOR GASKETS—Continued

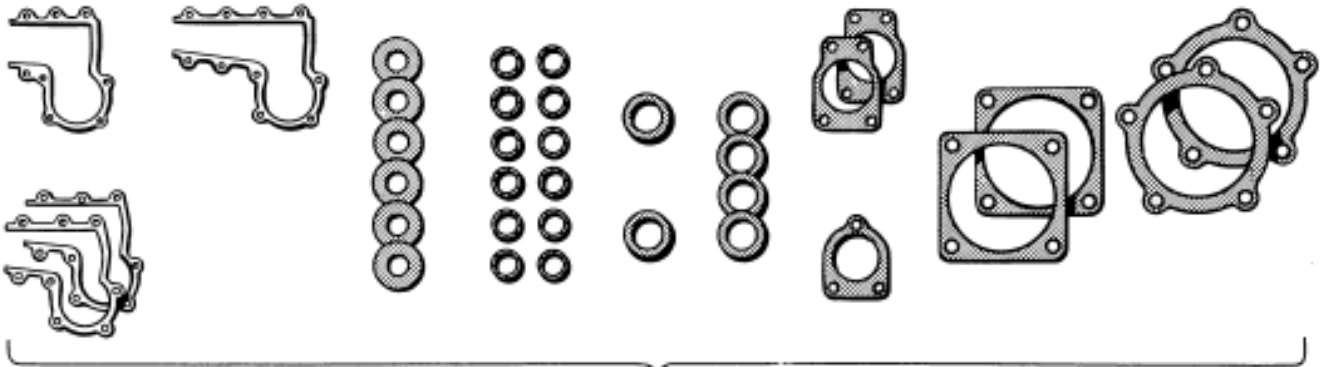
50-36 (Continued)

1 1121-21	Inlet pipe gasket (paper)	\$.05	4 175-39A Lower cover cork washer	\$.05
2 1121-39	Carburetor insulating gasket05	4 173-39A Upper cover cork washer05
1 1269-28	Bowl lock nut gasket.05	4 175-30A Valve cover packing05
1 1527-30	Generator gasket.05	1 1541-37 Timer base gasket05

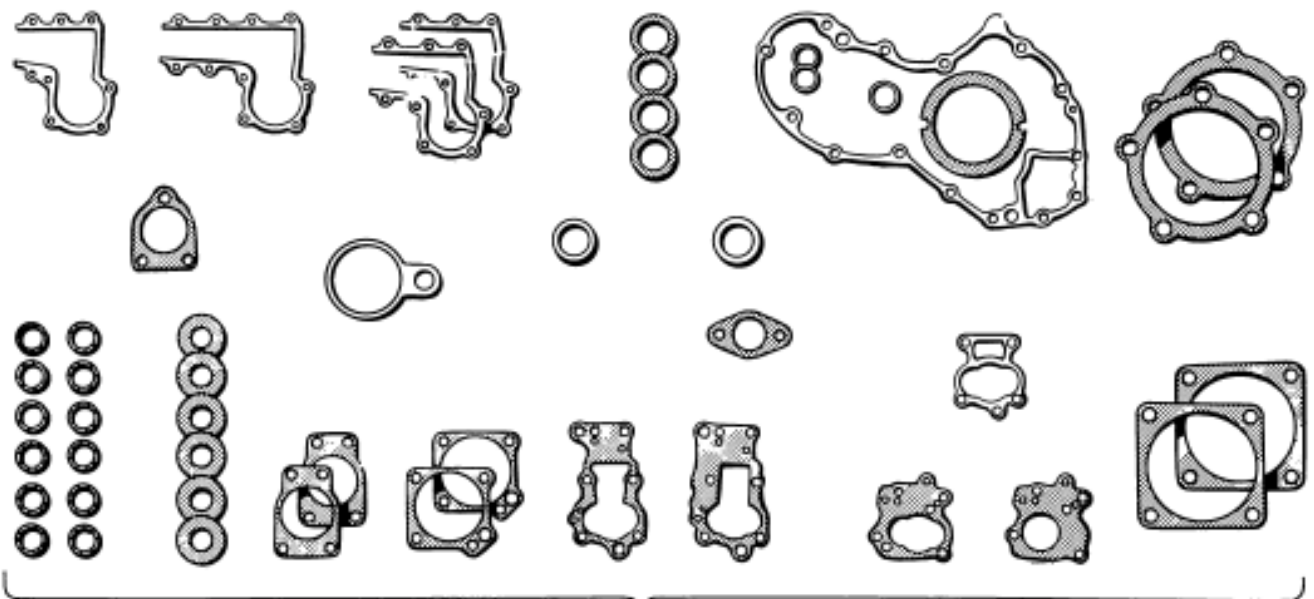
55-368 Engine top overhaul gasket set . 1.35--1936 to 1945--side valves evxre

Consists of:

2 11-36A	Cylinder head gasket.	\$.20
2 46-21	Cylinder base gasket.025
4 167-38	Valve guide oil seal.05
4 173-39A	Upper cover cork washer05
4 175-39A	Lower cover cork washer05
4 175-39C	Lower cover asbestos gasket05
4 175-30A	Valve cover packing05
4 176-26	Valve cover and guide gasket.02
2 1121-39	Carb. insulating gasket05
1 1121-21	Inlet pipe gasket05



55 - 38



51 - 36

MOTOR GASKET SETS—OVERHEAD VALVES

Part No.	NAME	Price Each	Used On	Code
----------	------	------------	---------	------

CYLINDERS, MOTOR GASKETS—Continued

55-38	Engine top overhaul gasket set	\$ 2.00	—1936 to 1945--OHV (fits 1936 & 1937 when fitted with rocker arm covers)	evxuh
	Consists of:			
2	12-36 Cylinder head gasket.	\$.20	1 175-38A Rear intake cover gasket	\$.05
2	46-21 Cylinder base gasket.025		
4	120-38 Oil seal.15	1 175-38B Front exhaust cover gasket05
1	120-38A Oil seal.15		
1	120-38B Oil seal.15	6 176-37 Valve spring cover oil seal05
16	145-36 Push rod cork washer.05		
2	175-38 Front intake and rear exhaust cover gasket05	2 1121-40 Carb. insulating gasket05
			1 1121-21 Inlet pipe gasket05
59-36	Compression plate (.050").50	—1936 to 1945--OHV	emdyj

VALVE GROUP—SIDEVALVE MODELS

163-37A	Inlet valve kit.	\$ 2.50	—1937 to 1945--side valves	evxvi
	Consists of:			
	1 163-37 Inlet valve	\$ 2.00		
	1 168-30B Valve spring.30		
	1 172-30 Valve keys.20		
165-37A	Exhaust valve kit.	2.50	—1937 to 1945--side valves	evxyl
	Consists of:			
	1 165-37 Exhaust valve	\$ 2.00		
	1 168-30B Valve spring.30		
	1 172-30 Valve keys.20		
166-30C	Valve guide set, standard	3.20	—1930 to 1945--side valves	evyao
	Consists of: 4 166-30 Valve guides - std. \$.80			
166-30A	Valve guide - .001" O.S.80	—1930 to 1945--side valves	evycr
166-30B	Valve guide - .002" O.S.80	—1930 to 1945--side valves	evyet
167-38	Valve guide oil seal (4)05	—1938 to 1945--side valves	eoogy
168-30C	Valve spring set	1.20	—1930 to 1945--side valves	evyfu
	Consists of: 4 168-30B Valve spring \$.30			
170-30A	Upper spring collar (4).10	—Later 1930 to 1945--side valves	azpui
171-30	Lower spring collar (4).10	—Later 1930 to 1945--side valves	azpym
171-37	Upper spring collar spacer (4)20	—1937 to 1945--side valves	emena
173-39A	Upper cover cork washer (4).05	—1939 to 1945--side valves	ereby
174-37A	Valve spring cover kit (4 used).	1.65	—1930 to 1938--side valves	evyix
	Consists of:			
	1 173-30C Upper valve spring cover.	\$.25		
	1 173-37 Upper valve spring cover.30		
	1 174-30B Lower valve spring cover.50		
	1 174-30C Center valve cover.50		
	1 175-30A Valve cover packing05		
	1 167-38 Valve guide oil seal.05		
	1 176-26 Valve cover and guide gasket.02		
174-39A	Valve spring cover kit (4 used).	1.10	—1939 to 1945--side valves	evyjy
	Consists of:			
	1 173-39 Valve spring cover, upper.	\$.25	1 174-39 Lower valve spring cover (inside)	\$.25
	1 173-39A Upper cover cork washer05	1 175-39 Lower valve spring cover (outside).15
	1 173-39B Upper cover cork washer retainer.05	1 175-39A Lower cover cork washer05
	1 173-39C Valve spring cover spring10	1 175-39B Cork washer retainer.05
	1 173-39D Valve spring cover spring lower washer.05	1 175-39C Lower cover asbestos gasket05
			1 167-38 Valve guide oil seal.05

Part No.	NAME	Price Each	Used On	Code
VALVE GROUP—SIDEVALVE MODELS—Continued				
175-39A	Lower cover cork washer (4) . . .	\$.05	1939 to 1945--side valves	eres1
175-39C	Lower cover asbestos gasket (4)05	1939 to 1945--side valves	erev1
175-30A	Valve cover packing (4)05	Later 1930 to 1938--side valves	azroe
176-26	Valve cover and guide gasket (4)02	1930 to 1938--side valves	arezu
200-29	Tappet with screw & nut.	2.25	1930 to 1945--side valves	audda
208-29A	Tappet roller kit (4 used)50	1930 to 1945--side valves	evyla
	Consists of:			
	1 208-29 Roller	\$.25		
	1 212-29 Roller bushing15		
	1 214-29 Roller pin10		
221-15A	Tappet screw, with nut25	1930 to 1939--side valves	evyod
	Consists of:			
	1 221-15 Tappet screw	\$.15		
	1 223-15 Tappet screw nut10		
221-40A	Tappet screw, with nut25	1940 to 1945--side valves	evype
	Consists of:			
	1 221-40 Tappet screw	\$.15		
	1 223-38 Tappet screw nut10		
234-30	Tappet guide, front.	1.70	1930 to 1938--side valves	awokv
235-30	Tappet guide, rear	1.70	1930 to 1938--side valves	awony
234-39	Tappet guide, front.	1.70	1939 to 1945--side valves	erfog
235-39	Tappet guide, rear	1.70	1939 to 1945--side valves	erfri
057	Tappet guide screw (8)05	1930 to 1945--side valves	abspl
237-30	Tappet guide gasket.02	1930 to 1945--side valves	awooz

VALVE GROUP—OVERHEAD VALVE MODELS

90-36	Front cylinder rocker housing.	\$ 6.00	1936 to 1945--OHV	eibty
91-36	Rear cylinder rocker housing	6.00	1936 to 1940--OHV	eibuz
91-41	Rear cylinder rocker housing	6.00	1941 to 1945--OHV	evysg
071	Rocker housing bolt, upper (2)08	1936 to 1945--OHV	abuan
073	Rocker housing bolt, lower (4)10	1936 to 1945--OHV	abuez
94-36	Drain tube nipple for rocker housing15	1936 & 1937--61" OHV.	eluhl
94-38	Drain tube nipple for rocker housing15	1938 to 1945--OHV	eoots
95-36	Oil pipe nipple bushing (2)25	1936 to 1941--OHV	eibva
95-42	Oil feed pipe nipple for rocker housing (2)25	1942 to 1945--OHV	evyth
95-42A	Oil feed pipe nipple (on gear cover).25	1942 to 1945--OHV	evyul
96-36	Rocker housing air hose nipple20	1936 & 1937--61" OHV.	emeam
97-36	Nipple cap10	1936 & 1937--61" OHV.	emebn
97-36A	Nipple gasket.02	1936 & 1937--61" OHV.	emeco
98-36	Front intake rocker arm.	3.50	1936 to first 1939--61" OHV	eibyd
99-36	Rear intake rocker arm	3.50	1936 to first 1939--61" OHV	eibze
100-36	Front exhaust rocker arm	3.50	1936 to first 1939--61" OHV	eicag
101-36	Rear exhaust rocker arm.	3.50	1936 to first 1939--61" OHV	eicci
98-39	Front intake rocker arm.	3.50	Later 1939 to 1945--OHV	erdsh
99-39	Rear intake rocker arm	3.50	Later 1939 to 1945--OHV	erdtl
100-39	Front exhaust rocker arm	3.50	Later 1939 to 1945--OHV	erduj
101-39	Rear exhaust rocker arm.	3.50	Later 1939 to 1945--OHV	erdwl
102-36	Rocker arm ball stud (4)50	1936 to 1945--OHV	emeer
105-36	Front intake rocker shaft.	1.20	1936 to first 1939--61" OHV	eicek
106-36	Rear intake rocker shaft	1.20	1936 to first 1939--61" OHV	eicio
107-36	Front exhaust rocker shaft	1.20	1936 to first 1939--61" OHV	eicnu
108-36	Rear exhaust rocker shaft	1.20	1936 to first 1939--61" OHV	eicov
105-39	Front intake rocker shaft.	1.20	Later 1939 to 1945--OHV	erdyn
106-39	Rear intake rocker shaft	1.20	Later 1939 to 1945--OHV	erdzo
107-39	Front exhaust rocker shaft	1.20	Later 1939 to 1945--OHV	erear