

TM-10-1482
Revised
January 1, 1943

PARTS LIST
for
HARLEY-DAVIDSON
MOTORCYCLES

SOLO MODEL WLA
BUILT FOR U. S. ARMY

CONTRACT NUMBERS
W-398-QM-11782
W-271-ORD-2849

U. S. A. REGISTRATION NUMBERS
616,923 to 637,235 Incl.
686,726 to 694,000 Incl.

HARLEY-DAVIDSON MOTOR COMPANY
Milwaukee, Wisconsin, U. S. A.

TM-10-1482
Revised
January 1, 1943

TM 10-1482

WAR DEPARTMENT
Washington, February 20, 1942

TM 10-1482, Parts List, Motorcycle, Solo,
Harley-Davidson (Solo Model WLA) published by
the Harley-Davidson Motor Company is furnished
for the information and guidance of all concerned.

(AG 062.11 (4/26/41) PC (C), June 10, 1941.)

By order of the Secretary of War:

G. C. MARSHALL,
Chief of Staff.

Official:

E. S. ADAMS,
Major General,
The Adjutant General.

Revised

January 1, 1943

PARTS LIST

f o r

HARLEY-DAVIDSON MOTORCYCLES SOLO MODEL WLA

BUILT FOR THE U. S. ARMY

CONTRACT NUMBERS

W-398-QM-11782

W-271-ORD-2849

U. S. A. REGISTRATION NUMBERS

616,923 to 637,235 Incl.

686,726 to 694,000 Incl.

HARLEY-DAVIDSON MOTOR COMPANY

Milwaukee, Wisconsin, U. S. A.

TM-10-1482

Revised

January 1, 1943

QUICK REFERENCE TABLE

INDEX OF ASSEMBLY GROUPS

MOTOR—PISTONS & OIL PUMPS

MUFFLERS & AIR CLEANERS

GENERATOR

CHAINS & SPROCKETS

TRANSMISSION & CLUTCH

FORKS & FRAME

FOOTBOARD & SEAT POST

SADDLE & HANDLEBARS

TOOL BOX & TANKS

OIL & GAS PIPES

FENDERS & CHAINGUARDS

FRONT WHEEL & PARTS

RIMS & SPOKES

REAR WHEEL & PARTS

BRAKE PARTS

BATTERIES

INSTR. PANEL & SWITCH

WIRING & SWITCHES

HORN & HEADLIGHT PARTS

BLACK-OUT LIGHTS & PARTS

SPEEDOMETER PARTS

WINDSHIELD PARTS

JIFFY STAND & TOOL KIT

SAFETY GUARDS

SPECIAL TOOLS

LIST OF "O" PARTS


NUMERICAL LIST

ALPHABETICAL LIST

LEFT VIEW
MODEL
1942 WLA
MOTORCYCLE



RIGHT VIEW
MODEL
1942 WLA
MOTORCYCLE



CAUTION PLATE
SHOWING PARTS
LIST AND
MAINTENANCE
MANUAL NUMBERS
MODEL 42 WLA

DIRECTIONS FOR USING BOOK

This book consists of a complete list of all service parts for all the WLA Solo Models built expressly for the U. S. Army. It also includes definite stockage recommendations.

The main section of this book lists all service parts arranged by assembly groups in logical sequence and fully illustrated.

Immediately following this main section is a listing of all special tools which are used on these models. This list of tools covers tools used in Field Service and also Base Service.

Following the tool list is a numerical list of "O" parts. These "O" parts are screws, nuts, washers, lock washers, steel balls, cotter pins, rivets and grease fittings that may be used in several assembly groups. Sizes are marked for easy identification.

In the last section of the book, we have listed numerically all part numbers, showing the page number, Gov't group number and also the List price of each part.

An alphabetical list of all parts appears immediately after the numerical list.

A complete bearing chart is shown on the back cover of the book.

Parts stockage recommendations appear after each item in the main section of the book, with the exception of the "O" parts. The recommendations on "O" parts are shown in the numerical list of "O" parts.

The symbol shown before part numbers indicates that these parts are common parts and can be used on regular commercial machines.

INDEX OF ASSEMBLY GROUPS

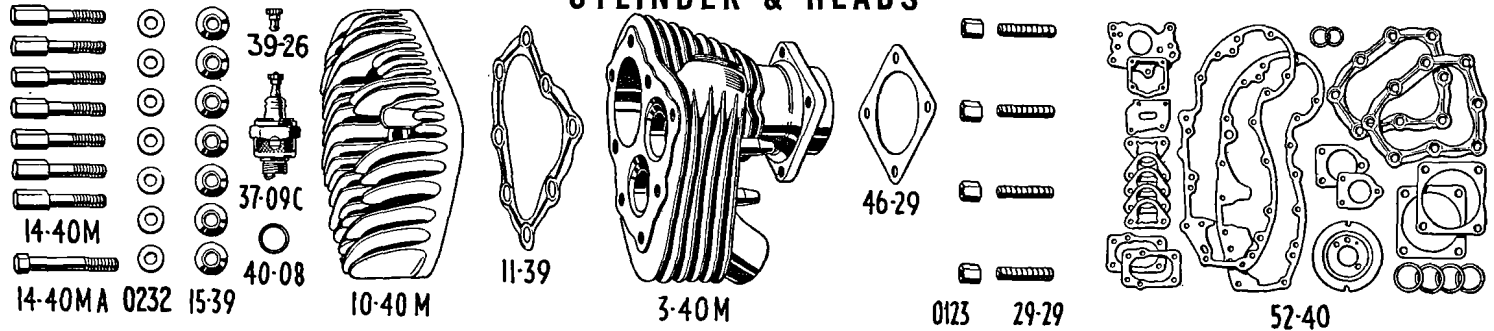
Name	Group No.	Page	Name	Group No.	Page
MOTORS			FRAME, TANKS, GUARDS — (Continued)		
Motor, Cylinders, Heads	4100	4	Seat Post Group	5804	29
Valves, Fittings, Tappets	4105	4	Saddle Group	5804	30
	{4103		Handlebars & Controls	5404	31
Pistons, Connecting Rods, Rod Bearings	{4104	5	Tool Box Group	5806	32
Flywheels, Shafts	4109	6	Tank Group	4304	32
Crankcase, Fittings	4111	7	Oil Pipes & Gas Pipes	4304	33
C. C. Relief Parts, Gear Covers, Oil	{4106		Mudguard (Fender) Group	5701	34
Pumps, Gears	{4107	8	Chain Guard	5706	35
	{4401				
Mufflers, Exhaust Pipes	{4402	10	WHEELS & BRAKES		
	{4108		Front Wheel & Parts	5300	36
Inlet Pipe & Carburetor	{4301	11	Rims & Spokes	5300	36
Oil Bath Air Cleaners	4301	12	Rear Wheel & Parts	5300	37
Parts for Round Type Air Cleaner	4301	13	Rear Axle & Fittings	5300	37
Parts for Rectangular Air Cleaner	4301	13	Rear Wheel Brake Parts	5200	37
			Front Brake Parts	5300	39
GENERATOR			Front Brake Control Parts	5300	40
Generator, Frame & Fields	4600	13	ACCESSORIES		
Circuit Breaker (Timer) & Wiring	4600	15	Batteries, Battery Cases, Relay	5800	41
Armature Group	4600	16	Instrument Panel & Switch	4605	42
Brush Plate Group	4600	16	Wiring	4606	43
Spark Coil Group	4600	16	Handlebar Switches	4600	45
			Horn Switch	4609	45
POWER TRANSMISSION				{4607	
	{4903		Headlight & Tail Lamp Parts	{4608	46
Drive Chains & Repair Links	{5706	16	Blackout Lights & Parts	4608	48
Sprockets	4903	17	Speedometer Parts	6203	49
Starter Crank & Pedal	4707	17	Solo Windshield & Parts	2300	49
Starter Parts	4707	18	Handlebar Windshield & Legshields ...	2300	50
Transmission Parts	4700	18	Jiffy Stand & Parts	5705	52
Clutch & Clutch Parts	4200	22	Tool Kit—Equipment	2306	52
			Safety Guards & Fittings	6100	53
FRAME, TANKS, GUARDS			Buddy Seat Parts	5804	54
Front Forks & Fittings	5406	25	MISCELLANEOUS		
Frame Head Bearings	5406	26	Special Tools	2306	55
Steering Damper & Parts	5406	27	List of "O" Parts	2304	58
Frame & Fittings	5506	27	Numerical List	61
Footboard Group	5705	28	Alphabetical List	73
Rear Stand Group	5705	29			

Part No.	Name of Part	Unit Mfg.	Number Used On			Used for 100 Units
			40WLA	41WLA	42WLA	

GROUP 4100 MOTOR — CYLINDERS — HEADS

1-40M	Motor Assem. complete.....	HDMC	1	1	1	7
2-40M	Cylinder, front.....	HDMC	1	1	1	4
2-40BM	Cylinder, front with piston complete.....	HDMC	1	1	1	4
3-40M	Cylinder, rear.....	HDMC	1	1	1	4
3-40BM	Cylinder, rear with piston complete.....	HDMC	1	1	1	4
9-40M	Head, front cylinder.....	HDMC	1	1	1	3
10-40M	Head, rear cylinder.....	HDMC	1	1	1	3
◆11-39	Gasket, cylinder head.....	HDMC	2	2	2	230
14-40M	Bolt, cyl. head, short.....	HDMC	14	14	14	44
14-40MA	Bolt, cyl. head, long.....	HDMC	2	2	2	8
◆15-39	Washer, cyl. head bolt.....	HDMC	14	14	14	44

CYLINDER & HEADS



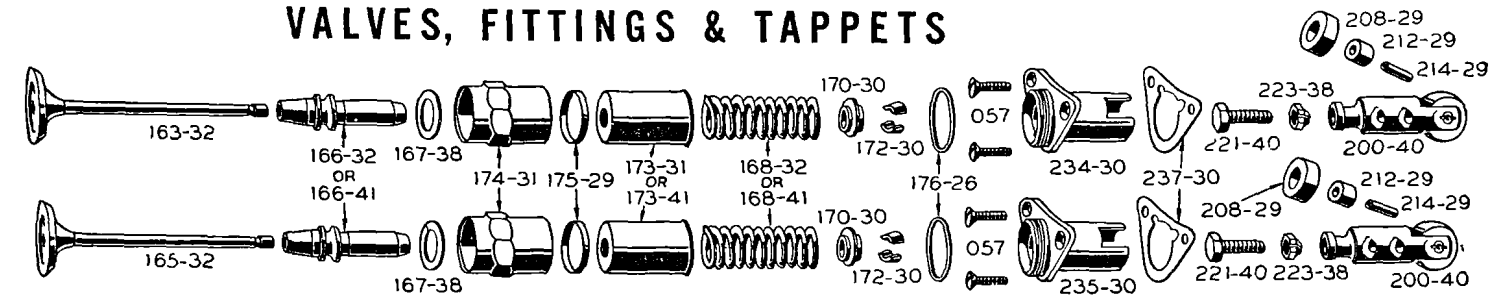
◆0232	Washer, cylinder head bolt.....	HDMC	8	8	8	See "O" list
	$\frac{7}{16}$ " x $\frac{13}{16}$ " x .095" plain steel washer					
◆29-29	Stud, cylinder base.....	HDMC	8	8	8	9
◆0123	Nut, cylinder stud.....	HDMC	8	8	8	See "O" list
	$\frac{3}{8}$ "-24 U.S.F. x $\frac{1}{2}$ " x $\frac{9}{16}$ " hexagon nut					
◆37-09C	Plug, spark #3.....	HDMC	2	2	2	280
◆39-26	Nut, spark plug terminal.....	HDMC	2	2	2	4
◆40-08	Gasket, spark plug.....	HDMC	2	2	2	4
◆46-29	Gasket, cylinder base.....	HDMC	2	2	2	280
◆53-40	Gasket, set motor.....	HDMC	1	1	1	32
55-40	Gasket, set of top overhaul.....	HDMC	1	1	1	20

This set consists of 2-cylinder head gaskets, 2-cylinder base gaskets, 3-carburetor insulating gaskets, 4-valve cover gaskets, 3-cylinder head bolt washers, & 4-valve guide oil seals.

GROUP 4105 VALVES — FITTINGS — TAPPETS

◆163-32	Valve inlet.....	HDMC	2	2	2	24
163-42	Kit, inlet valve.....	HDMC	0	1	1	10
◆165-32	Valve, exhaust.....	HDMC	2	2	2	26

VALVES, FITTINGS & TAPPETS



◆165-42	Kit, exhaust valve.....	HDMC	0	1	1	10
	This kit consists of 1-exhaust valve, 1-valve spring, and 1-valve collar key.					
◆166-32	Guide, valve.....	HDMC	4	0	0	86
◆166-41	Guide, valve.....	HDMC	0	4	4	86
◆167-38	Oil seal, valve guide.....	HDMC	4	4	4	45

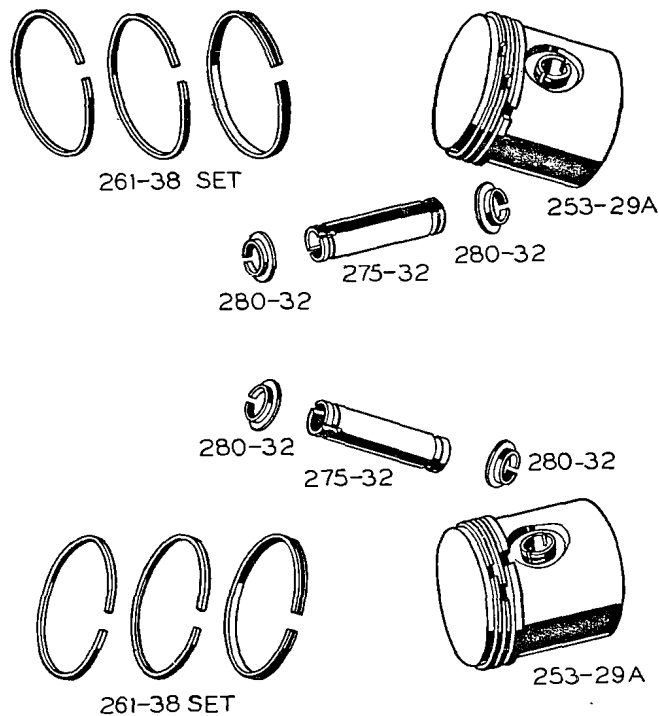
Part.No.	Name of Part	Unit Mfg.	Number Used On			Used for 100 Units
			40WLA	41WLA	42WLA	

GROUP 4105 VALVES — FITTINGS — TAPPETS — (Continued)

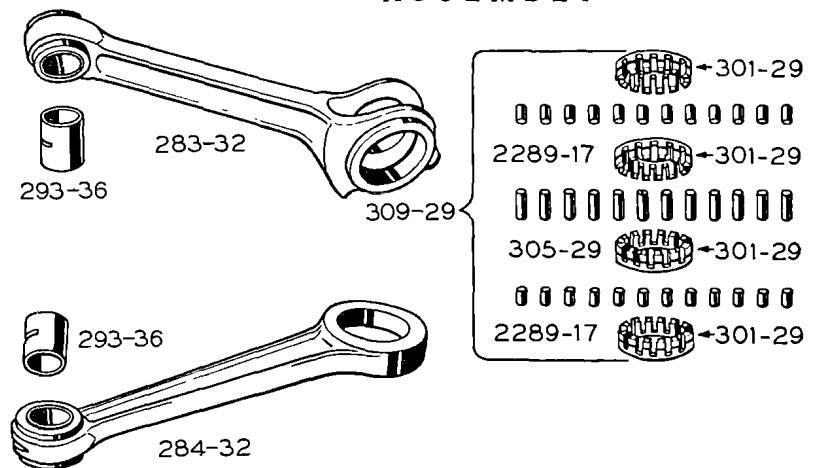
◆168-32	Spring, valve.....	HDMC	4	0	0	80
◆168-41	Spring, valve.....	HDMC	0	4	4	80
◆170-30	Collar, valve spring.....	HDMC	4	4	4	4
◆172-30	Key, valve collar.....	HDMC	4	4	4	23
◆173-31	Cover, upper valve spring.....	HDMC	4	0	0	7
◆173-41	Cover, upper valve spring.....	HDMC	0	4	4	7
◆174-31	Cover, lower valve spring.....	HDMC	4	4	4	5
◆175-29	Packing, valve cover.....	HDMC	4	4	4	84
◆176-26	Gasket, valve cover.....	HDMC	4	4	4	350
185-41M	Collar, valve guide, (Supplied on spare cylinders only).....	HDMC	4	4	4	4
◆200-40	Tappet.....	HDMC	4	4	4	11
◆208-29	Roller, tappet.....	HDMC	4	4	4	10
◆212-29	Bushing, tappet roller.....	HDMC	4	4	4	10
◆214-29	Pin, tappet roller.....	HDMC	4	4	4	10
◆221-40	Screw, tappet.....	HDMC	4	4	4	38
◆223-38	Nut, tappet screw.....	HDMC	4	4	4	36
◆234-30	Guide, front tappet.....	HDMC	2	2	2	4
◆235-30	Guide, rear tappet.....	HDMC	2	2	2	4
◆057	Screw, tappet guide.....	HDMC	8	8	8	See "O" list
	1/4"-24 U.S.F. x 1/8" Oval countersunk head screw					
◆237-30	Gasket, tappet guide.....	HDMC	5	5	5	56

GROUP 4103-4104 PISTONS — CONNECTING RODS — ROD BEARINGS

◆253-29A	Piston, complete—std.....	HDMC	2	2	2	60
◆253-29C	Piston, complete, .005" O.S.....	HDMC	2	2	2	21
◆253-29D	Piston, complete, .010" O.S.....	HDMC	2	2	2	21
◆253-29E	Piston, complete, .020" O.S.....	HDMC	2	2	2	21
◆253-29F	Piston, complete, .030" O.S.....	HDMC	2	2	2	7
◆253-29G	Piston, complete, .040" O.S.....	HDMC	2	2	2	5
◆261-38	Ring, set piston, Std.....	HDMC	1	1	1	100



PISTON & CONNECTING ROD ASSEMBLY



◆261-38A	Ring, set piston .005" O.S.....	HDMC	1	1	1	50
◆261-38B	Ring, set piston .010" O.S.....	HDMC	1	1	1	50
◆261-38C	Ring, set piston .020" O.S.....	HDMC	1	1	1	50

GROUPS 4103, 4104, 4109

Part No.	Name of Part	Unit Mfg.	Number Used On			Used for 100 Units
			40WLA	41WLA	42WLA	

GROUP 4103-4104 PISTONS — CONNECTING RODS — ROD BEARINGS — (Continued)

◆261-38D	Ring, set piston .030" O.S.....	HDMC	1	1	1	50
◆261-38E	Ring, set piston .040" O.S.....	HDMC	1	1	1	50
◆275-32	Pin, piston, standard.....	HDMC	2	2	2	30
◆275-32C	Pin, piston .002" O.S.....	HDMC	2	2	2	16
◆275-32D	Pin, piston .004" O.S.....	HDMC	2	2	2	16
◆275-32E	Pin, piston .006" O.S.....	HDMC	2	2	2	16
◆275-32F	Pin, piston .008" O.S.....	HDMC	2	2	2	9
◆275-32G	Pin, piston .010" O.S.....	HDMC	2	2	2	5
275-42	Kit, piston pin—standard.....	HDMC	1	1	1	15
275-42C	Kit, piston pin—.002" O.S.....	HDMC	1	1	1	8
275-42D	Kit, piston pin—.004" O.S.....	HDMC	1	1	1	8
275-42E	Kit, piston pin—.006" O.S.....	HDMC	1	1	1	8
275-42F	Kit, piston pin—.008" O.S.....	HDMC	1	1	1	5
275-42G	Kit, piston pin—.010" O.S.....	HDMC	1	1	1	3
These kits all consists of 1-piston pin & 2-piston pin lock rings.						
◆280-32	Ring, piston pin lock.....	HDMC	2	2	2	205
◆283-32	Rod, rear connecting.....	HDMC	1	1	1	2
◆284-32	Rod, front connecting.....	HDMC	1	1	1	1
◆289-32	Rod, set connecting.....	HDMC	1	1	1	4
◆293-36	Bushing, piston pin.....	HDMC	2	2	2	140
◆301-29	Retainer, crank pin.....	HDMC	4	4	4	100
◆2289-17	Roller, crank pin—standard.....	HDMC	24	24	24	200
◆2289-17D	Roller, crank pin .0002" O.S.....	HDMC	24	24	24	200
◆2289-17F	Roller, crank pin .0004" O.S.....	HDMC	24	24	24	200
◆2289-17H	Roller, crank pin .0006" O.S.....	HDMC	24	24	24	200
◆2289-17KA	Roller, crank pin .0008" O.S.....	HDMC	24	24	24	200
◆2289-17MA	Roller, crank pin .001" O.S.....	HDMC	24	24	24	200
◆305-29	Roller, crank pin—standard.....	HDMC	12	12	12	100
◆305-29D	Roller, crank pin .0002" O.S.....	HDMC	12	12	12	100
◆305-29F	Roller, crank pin .0004" O.S.....	HDMC	12	12	12	100
◆305-29H	Roller, crank pin .0006" O.S.....	HDMC	12	12	12	100
◆305-29KA	Roller, crank pin .0008" O.S.....	HDMC	12	12	12	100
◆305-29MA	Roller, crank pin .001" O.S.....	HDMC	12	12	12	100
◆309-29	Bearings, set—standard.....	HDMC	1	1	1	4
◆309-29D	Bearings, set .0002" O.S.....	HDMC	1	1	1	4
◆309-29F	Bearings, set .0004" O.S.....	HDMC	1	1	1	4
◆309-29H	Bearings, set .0006" O.S.....	HDMC	1	1	1	4
◆309-29KA	Bearings, set .0008" O.S.....	HDMC	1	1	1	4
◆309-29MA	Bearings, set .001" O.S.....	HDMC	1	1	1	4

GROUP 4109 FLYWHEELS — SHAFTS

◆331-37	Flywheel, set.....	HDMC	1	1	1	4
◆338-32	Flywheel, left.....	HDMC	1	1	1	1
◆339-37	Flywheel, right.....	HDMC	1	1	1	1
◆348-29A	Pin, crank and nuts.....	HDMG	1	1	1	60
◆352-29A	Shaft, sprocket and nuts.....	HDMC	1	1	1	9
◆355-37C	Shaft, gear side and nut.....	HDMC	1	1	1	9
◆355-37B	Spring, seal ring.....	HDMC	1	1	1	1
◆355-39	Ring, bearing seal.....	HDMC	1	1	1	3
◆357-26A	Collars, set thrust.....	HDMC	1/10	1/10	1/10	2

Note:—Individual sizes can be supplied as follows:

357-26B .066"	357-26G .086"
357-26C .070"	357-26H .090"
357-26D .074"	357-26JA .094"
357-26E .078"	357-26KA .098"
357-26F .082"	357-26LA .102"

All of these sizes
priced at .25c ea.

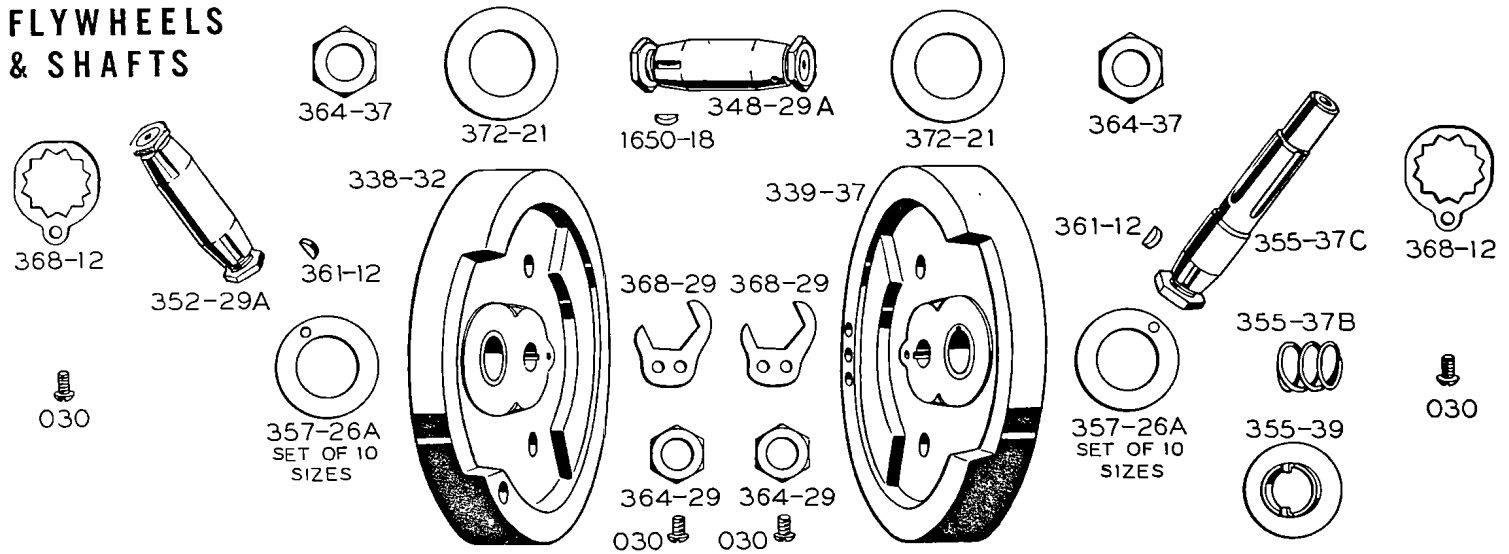
Suggested that these collars be purchased in sets per part No. 357-26A

◆361-12	Key, spkt. and gear shaft.....	HDMC	2	2	2	64
◆1650-18	Key, crank pin.....	HDMC	1	1	1	10
◆364-29	Nut, spkt. and gear shaft.....	HDMC	2	2	2	5

Part No.	Name of Part	Unit Mfg.	Number Used On			Used for 100 Units
			40WLA	41WLA	42WLA	

GROUP 4109 FLYWHEELS — SHAFTS — (Continued)

FLYWHEELS & SHAFTS



◆364-37	Nut, crank pin.....	HDMC	2	2	2	5
◆368-12	Washer, shaft nut lock.....	HDMC	2	2	2	5
◆368-29	Washer, shaft nut lock.....	HDMC	2	2	2	6
◆030	Screw, lock washer.....	HDMC	4	4	4	See "O" list
	#10-24 x 3/8" Fill. head screw					
◆372-21	Washer, flywheel.....	HDMC	2	2	2	15

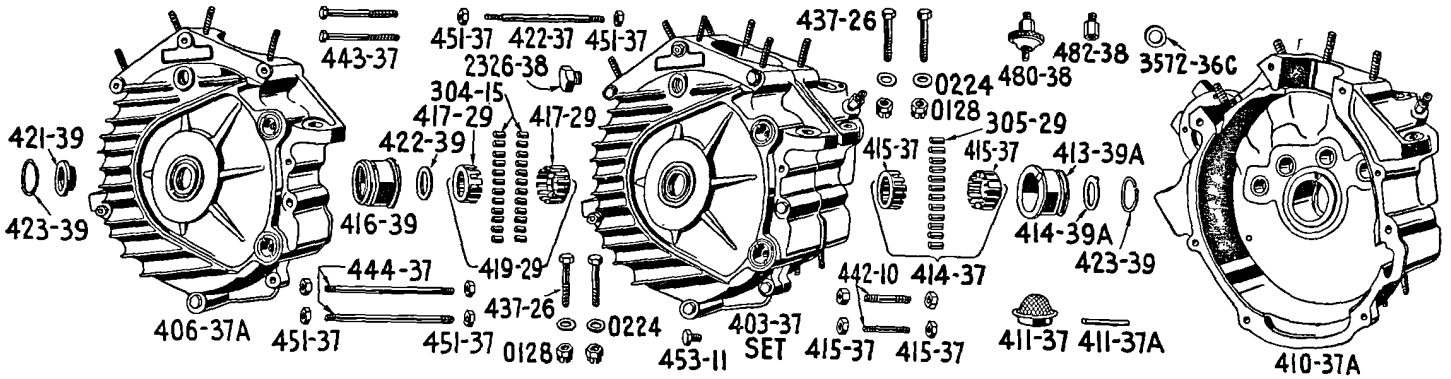
GROUP 4111 CRANK CASE — FITTINGS

◆403-37	Crankcase, set.....	HDMC	1	1	1	1
◆406-37A	Crankcase, left.....	HDMC	1	1	1	1
◆410-37A	Crankcase, right.....	HDMC	1	1	1	1
◆411-37	Strainer, crankcase oil.....	HDMC	1	1	1	1
◆411-37A	Pin, strainer retainer.....	HDMC	1	1	1	1
◆413-39A	Bushing, right roller bearing.....	HDMC	1	1	1	10
◆414-37	Bearing, gear side—standard.....	HDMC	1	1	1	2
◆414-37D	Bearing, gear side .0002" O.S.....	HDMC	1	1	1	1
◆414-37F	Bearing, gear side .0004" O.S.....	HDMC	1	1	1	1
◆414-37H	Bearing, gear side .0006" O.S.....	HDMC	1	1	1	1
◆414-37KA	Bearing, gear side .0008" O.S.....	HDMC	1	1	1	1
◆414-37MA	Bearing, gear side .001" O.S.....	HDMC	1	1	1	1
◆414-39A	Washer, right bearing.....	HDMC	1	1	1	4
◆415-37	Retainer, right roller.....	HDMC	2	2	2	9
◆305-29	Roller, right—standard.....	HDMC	12	12	12	100
◆305-29D	Roller, right .0002" O.S.....	HDMC	12	12	12	100
◆305-29F	Roller, right .0004" O.S.....	HDMC	12	12	12	100
◆305-29H	Roller, right .0006" O.S.....	HDMC	12	12	12	100
◆305-29KA	Roller, right .0008" O.S.....	HDMC	12	12	12	100
◆305-29MA	Roller, right .001" O.S.....	HDMC	12	12	12	100
◆416-39	Bushing, left brg.....	HDMC	1	1	1	6
◆417-29	Retainer, left roller.....	HDMC	2	2	2	24
◆304-15	Roller, left—standard.....	HDMC	24	24	24	100
◆304-15D	Roller, left .0002" O.S.....	HDMC	24	24	24	100
◆304-15F	Roller, left .0004" O.S.....	HDMC	24	24	24	100
◆304-15H	Roller, left .0006" O.S.....	HDMC	24	24	24	100
◆304-15KA	Roller, left .0008" O.S.....	HDMC	24	24	24	100
◆304-15MA	Roller, left .001" O.S.....	HDMC	24	24	24	100
◆419-29	Bearing, left—standard.....	HDMC	1	1	1	2
◆419-29D	Bearing, left .0002" O.S.....	HDMC	1	1	1	1
◆419-29F	Bearing, left .0004" O.S.....	HDMC	1	1	1	1
◆419-29H	Bearing, left .0006" O.S.....	HDMC	1	1	1	1

Part No.	Name of Part	Unit Mfg.	Number Used On			Used for 100 Units
			40WLA	41WLA	42WLA	

GROUP 4111 CRANK CASE — FITTINGS — (Continued)

CRANK CASE & FITTINGS



◆419-29KA	Bearing, left .0008" O.S.	HDMC	1	1	1	1
◆419-29MA	Bearing, left .001" O.S.	HDMC	1	1	1	1
◆421-39	End, left bearing	HDMC	1	1	1	2
◆422-39	Washer, left bearing	HDMC	1	1	1	2
◆423-39	Ring, bearing spring	HDMC	2	2	2	8
◆437-26	Bolt, motor fastening	HDMC	4	4	4	10
◆0128	Nut, motor fastening bolt 3/8"-24 U.S.F. x 1 5/32" x 7/16" hexagon nut	HDMC	4	4	4	See "O" list
◆0224	Washer, motor bolt 3/8" x 1 1/16" x 7/16" flat steel washer	HDMC	4	4	4	See "O" list
◆442-10	Stud, crankcase, 1 5/8"	HDMC	2	2	2	5
◆442-37	Stud, crankcase, 4 1/2"	HDMC	1	1	1	6
◆443-37	Bolt, crankcase, 2 3/4"	HDMC	2	2	2	10
◆444-37	Stud, crankcase, 5"	HDMC	2	2	2	10
◆451-37	Nut, crankcase stud	HDMC	10	10	10	30
◆453-11	Plug, crankcase drain	HDMC	1	1	1	4
◆2326-38	Plug, timing hole	HDMC	1	1	1	5
◆480-38	Switch, oil pressure	HDMC	1	1	1	19
◆482-38	Nipple, oil pressure	HDMC	1	1	1	1
◆3572-36C	Washer, nipple packing	HDMC	1	1	1	23

GROUP 4106, 4107 CRANK CASE RELIEF PARTS — GEAR COVERS — OIL PUMPS — GEARS

◆503-37	Shaft, scavenger pump	HDMC	1	1	1	1
◆504-37	Valve, gear breather	HDMC	1	1	1	1
◆504-39	Screen, scavenger pump	HDMC	1	1	1	1
◆543-37	Pipe, relief	HDMC	1	1	1	1
◆543-37A	Pipe, chain oiler	HDMC	1	1	1	1
◆544-37	Gasket, relief pipe	HDMC	1	1	1	8
◆036	Screw, relief fastening #10-32 x 1/2" Fillister head screw	HDMC	4	4	4	See "O" list
◆584-37A	Cover, gear	HDMC	1	1	1	1
◆585-37	Ring, oil seal	HDMC	1	1	1	1
◆585-37A	Spring, seal ring	HDMC	1	1	1	1
◆585-37B	Pin, seal ring retaining	HDMC	2	2	2	1
◆587-37	Pump, oil feed, complete	HDMC	1	1	1	2
◆588-37	Pump, scavenger & breather valve	HDMC	1	1	0	2
◆588-38	Pump, scavenger & breather valve	HDMC	0	0	1	2
◆589-37	Gasket, oil feed pump	HDMC	1	1	1	36
◆590-37	Gasket, scavenger pump	HDMC	2	2	2	36
◆591-36	Stud, oiler mounting, 1 11/16"	HDMC	4	4	4	1
◆591-37	Stud, oiler mounting, 1 11/32"	HDMC	3	3	3	1
◆591-41	Nut, oil mounting stud	HDMC	0	1	1	10
◆591-41A	Nut, oil mounting stud (long)	HDMC	0	1	1	10
◆0108	Nut, oiler mounting stud 1/4"-24 U.S.F. x 5/32" x 7/16" hexagon nut	HDMC	7	7	7	See "O" list