




Parts Book  
for  
**Cletrac**  
**"MG-1"**

January 1, 1943




**The Cleveland Tractor Co.**

**Cleveland, Ohio, U. S. A.**

LITHO. IN U.S.A.


PART NO. 127548





Parts Book  
for  
**Cletrac**  
**"MG-1"**

January 1, 1943



**The Cleveland Tractor Co.**

**Cleveland, Ohio, U. S. A.**

LITHO. IN U.S.A.

PART NO. 127548

# CLETRAC "MG-1" PARTS LIST

## CONTENTS

	Page Nos.		Page Nos.
AIR CLEANER . . . . .	17-18	COOLING SYSTEM - Continued . . . . .	20-26
Saddle Bracket . . . . .	17-18	Radiator . . . . .	20-23
AIR SYSTEM - Serial Nos. 1JA000 to 6JA999 inc. . . . .	103-119	Drain . . . . .	22-23
Air Compressor . . . . .	103-109	Filler Cover . . . . .	22-23
Belt Wheel, Crankshaft and Cover . . . . .	103	Radiator-to-Pump Connections . . . . .	22-23
Cylinders, Connecting Rods and Pistons . . . . .	104	Water Pump . . . . .	24-25
High-Pressure Air Head and Valves . . . . .	107	Cylinder Head-to-Radiator Connections . . . . .	25-26
Intercooler, Tubes and Filter . . . . .	109	Thermostat Bypass . . . . .	25-26
Low-Pressure Air Head, Valves and Unloader . . . . .	105-107	Water Pump Drive . . . . .	24-25
Mounting, Belts and Belt Guard . . . . .	109-111	Distributor Support Housing . . . . .	25-26
Oil Pump and Frame End Cover . . . . .	104-105	DASH . . . . .	86-90
Relief Valve, Starter Unloader and Auxiliary Valve . . . . .	107-109	Fuel Tank Support . . . . .	88-89
Air Receiver Tank . . . . .	110-112	Instrument Panel . . . . .	88-89
Booster Pump . . . . .	112-114	Instruments . . . . .	89-90
Compressor Supports . . . . .	110-111	DIFFERENTIAL . . . . .	70-73
Gauges, Valves and Lines . . . . .	114-118	Steering Band . . . . .	70-72
Pressure Regulating and Reducing Valve . . . . .	117-119	Steering Levers . . . . .	72-73
AIR SYSTEM - Serial Nos. 7JA000 up and 1DA000 up . . . . .	120-139	ELECTRICAL SYSTEM . . . . .	39-51
Air Compressor . . . . .	120-129	Coil . . . . .	48-49
Air Head and Valve - 2-1/4" and 1" Cylinder . . . . .	125-126	Distributor . . . . .	47-49
Air Head and Valve - 3-1/2" Cylinder . . . . .	123	Electric Horn . . . . .	50-51
Auxiliary Valve . . . . .	128	Generator . . . . .	39-41
Belt Wheel . . . . .	120	Ignition Cables . . . . .	48-49
Connecting Rod . . . . .	122	Spark Plugs . . . . .	48-49
Constant Speed Inlet Unloader . . . . .	124	Starting Motor . . . . .	44-47
Crankshaft . . . . .	120	Starting Switch . . . . .	50-51
Cylinder - 3-1/2" . . . . .	123	Storage Battery . . . . .	49
Cylinder - 2-1/4" and 1" . . . . .	123	Mounting . . . . .	49-51
Cylinder Relief Valve . . . . .	127	Voltage and Current Regulator . . . . .	42-44
Frame . . . . .	120	Wiring . . . . .	50-51
Front Frame Cover . . . . .	120	ENGINE . . . . .	1-52
Inlet Muffler and Cleaner . . . . .	129	Bell Housing . . . . .	52
Intercooler and Connections . . . . .	126-127	Bell Housing Guard . . . . .	52
Oil Pump . . . . .	121	Camshaft . . . . .	6-7
Pistons . . . . .	123	Connecting Rod . . . . .	5-6
Rear Frame Cover . . . . .	122	Crankshaft . . . . .	4-5
Starting Unloader . . . . .	127	Cylinder Head . . . . .	8
Air Receiver Tank and Hose Reels . . . . .	132	Conduit . . . . .	8
Compressor Guard and Rope Carrier . . . . .	131	Engine Body . . . . .	2-4
Compressor Support . . . . .	130	Engine Front Support and Trunnion Support . . . . .	2
High-Pressure Gauge, Valves and Lines . . . . .	133-136	Trunnion . . . . .	2
Low-Pressure Gauge, Valves and Lines . . . . .	136-139	Flywheel . . . . .	4-6
Platform and Belt Guard . . . . .	129-130	Front Gear Cover . . . . .	10-11
CLUTCH . . . . .	53-60	Governor . . . . .	36-38
Clutch (10 inch) - Serial Nos. 1JA000 to 2JA725 inc. . . . .	53-54	Idler Shaft . . . . .	10-11
Shaft and Pilot Bearing . . . . .	53-54	Lubricating Oil Filtrator . . . . .	14-16
Clutch (11 inch) - Serial Nos. 2JA726 up and 1DA000 up . . . . .	55-56	Manifold . . . . .	8-10
Shaft and Pilot Bearing . . . . .	55-56	Exhaust Manifold . . . . .	8-9
Brake . . . . .	58-59	Exhaust Pipe . . . . .	9
Coupling . . . . .	58-59	Heat Box . . . . .	9-10
Foot Pedal . . . . .	58-60	Intake Manifold . . . . .	8-9
Lubrication . . . . .	57-59	Muffler . . . . .	9-10
Release . . . . .	57	Oil Pan . . . . .	11-12
Yoke . . . . .	58-59	Crankcase Guard . . . . .	11-12
COOLING SYSTEM . . . . .	20-26	Oil Filler and Breather . . . . .	11-12
Fan . . . . .	20-21	Oil Level Gauge . . . . .	11-12
Fan Mounting and Drive . . . . .	20-21	Oil Pump . . . . .	13-14
Vibration Dampner . . . . .	20-21	Oil Tubes . . . . .	13-14
		Piston . . . . .	5-6
		Valves . . . . .	6-7
		Cover . . . . .	7

WHEN ORDERING PARTS BE SURE TO STATE MODEL, SERIAL AND MOTOR NUMBER OF THE TRACTOR

# CLETRAC "MG-1" PARTS LIST

## CONTENTS (Continued)

	Page Nos.		Page Nos.
ENGINE - Continued . . . . .	1-52	PINTLE . . . . .	140
Water Pump . . . . .	24-25	POWER GENERATOR . . . . .	144-149
Cylinder Head-to-Radiator Connection . . . . .	25-26	Energizer Mounting . . . . .	149
Thermostat Bypass . . . . .	25-26	Generator . . . . .	144-146
Water Pump Drive . . . . .	24-25	Switch Box . . . . .	147-149
Distributor Support Housing . . . . .	25-26	RADIATOR GUARD . . . . .	165
FENDERS . . . . .	91-93	REAR POWER TAKEOFF . . . . .	101-102
Flag Staff Holder . . . . .	92-93	Shifter Assy. . . . .	101-102
Foot Rest . . . . .	92-93	SEAT . . . . .	94
Push Pole Carrier . . . . .	93	STANDARD PARTS LIST . . . . .	168-171
FINAL DRIVE . . . . .	74-77	STARTING CRANK . . . . .	19
Inner Cover . . . . .	74-75	Mounting . . . . .	19
Main Drive Shaft . . . . .	75-76	THROTTLE CONTROL . . . . .	33-35
Outer Cover . . . . .	75-76	Foot Accelerator . . . . .	33-35
Rear Wheel (Sprocket) . . . . .	76-77	TOOLS . . . . .	166-167
Speedometer Drive . . . . .	75-76	Instruction Book . . . . .	166-167
FIRE EXTINGUISHER MOUNTING . . . . .	143	Tool Box . . . . .	166-167
FRONT BUMPER . . . . .	95	TOP, CURTAINS AND ENCLOSURE . . . . .	161-163
FRONT GUARD ROLLER . . . . .	95	TRACK . . . . .	84
FRONT TAKEOFF AND DRIVE . . . . .	96-100	TRACK FRAME . . . . .	78-83
Front Takeoff . . . . .	96-97	Guide Bar . . . . .	80-81
Shifter Assy . . . . .	96-98	Idler Wheel . . . . .	82-83
Front Takeoff Drive . . . . .	98-100	Idler Wheel Adjustment . . . . .	82-83
FUEL SYSTEM . . . . .	27-32	Lower Track Wheel . . . . .	79-80
Carburetor . . . . .	30-32	Mud Scraper . . . . .	82
Choke . . . . .	31-32	Support . . . . .	80-81
Fuel Pump . . . . .	28-30	Upper Track Wheel . . . . .	81-82
Fuel Line - Pump to Carburetor . . . . .	29-30	TRANSMISSION . . . . .	61-69
Fuel Strainer . . . . .	28-29	Case Assy . . . . .	61-62
Fuel Line - Strainer to Pump . . . . .	28-29	Covers . . . . .	61-62
Fuel Tank . . . . .	27-28	Lower Driven Shaft and Gears . . . . .	63-65
HEATER . . . . .	164	Oil Filler and Breather . . . . .	61-62
HITCH . . . . .	140-142	Oil Pump . . . . .	67-69
HOOD . . . . .	86-87	Oil Tubes . . . . .	68-69
Side Guards . . . . .	86-87	Reverse Shaft and Gear . . . . .	64-65
Side Shields - Upper . . . . .	86-87	Shift Lever . . . . .	66-67
LIGHTS . . . . .	154-155	Shift Lock . . . . .	66-67
Guard . . . . .	154	Shift Yoke and Shafts . . . . .	65-66
Lighting Harness, Clips and Fuse Block . . . . .	156-158	Upper Drive Shaft and Gears . . . . .	63-64
Spot Light (Front) . . . . .	154	WINCH . . . . .	150-153
Tail and Blackout Light . . . . .	154-156	WINDSHIELD . . . . .	159-160
MAIN FRAME . . . . .	85	WINDSHIELD WIPER . . . . .	160
Support . . . . .	85		
NUMERICAL LIST . . . . .	172-184		

WHEN ORDERING PARTS BE SURE TO STATE MODEL, SERIAL AND MOTOR NUMBER OF THE TRACTOR

# CLETRAC "MG-1" PARTS LIST

## INSTRUCTIONS FOR USING PARTS BOOK

PARTS FOR THESE VEHICLES SHOULD BE REQUISITIONED FROM  
CENTRAL DEPOT, AIR SERVICE COMMAND

When ordering parts, it is essential that the model, serial number, and engine number of the tractor be included, in addition to the Cletrac part number and name, as listed in this Parts Book.

The tractor model and serial number are on the plate which is located at the lower left side of the fuel tank. The engine number is on the plate located on the left side of the engine body, in back of the air cleaner.

Make sure the serial number of the tractor, for which part is required, is included in the serial numbers shown after the description of the part, however, if no serial numbers appear after the description, that particular part may be used on any serial number tractor.

When an explanation, such as "(replaces #000000)," appears after description of the part, it indicates the old part is no longer furnished and the new part is a modification of the old one and is interchangeable.

When a reference, such as [1], follows the Cletrac part number, always refer to the corresponding note which appears at end of the section or at bottom of the page and order additional parts as indicated.

### CONTRACT NUMBERS

W-303 ORD. 932)  
W-303 ORD. 1045)  
W-303 ORD. 1091)

W-303 ORD. 1399

### TRACTOR SERIAL NUMBERS

1JA000 to 6JA999 inc.

7JA000 up and 1DA000 up

## ABBREVIATIONS

Assy.....Assembly  
Co-Sunk.....Countersunk  
Illus.....Illustration  
Inc.....Inclusive

R.H.....Right Hand  
L.H.....Left Hand  
No.....Number  
O.S.....Oversize

U.S.....Undersize  
Sec.....Section  
Sq.....Square  
X.....As Required

# CLETRAC "MG-1" PARTS LIST

## MANUFACTURERS OF ACCESSORY UNITS


A. C. Spark Plug Division	General Motors Corporation, Flint, Michigan
Air Reduction Sales Company	60 E. 42nd St., New York, New York
Alemite Company	15501 Woodrow Wilson Ave., Detroit, Michigan
American Bosch Corporation	Springfield, Massachusetts
Anderson Company,	Gary, Indiana
Bendix	Eclipse Machine Division, Elmira, New York
A. W. Cash Valve Manufacturing Corporation	Wabash and Morgan, Decatur, Illinois
Cash Valve Manufacturing Corporation	Decatur, Illinois
Champion Spark Plug Company	Toledo, Ohio
Chicago Rawhide Manufacturing Company	3030 Euclid Ave., Cleveland, Ohio
Cleveland Pneumatic Tool Company	3734 East 78th Street, Cleveland, Ohio
Corcoran-Brown Lamp Division	Electric Auto-Lite Company, Cincinnati, Ohio
Crane Company	6215 Carnegie Ave., Cleveland, Ohio
Culver Stearns Manufacturing Company	Worcester, Massachusetts
Dayton Rubber Manufacturing Company	Dayton, Ohio
Delco-Remy Division	General Motors Corporation, Anderson, Indiana
Eaton Manufacturing Company	9771 French Road, Detroit, Michigan
Felters Company, Incorporated	214 South Street, Boston, Massachusetts
Gates Rubber Company	1823 E. 18th St., Cleveland, Ohio
General Electric Company	Schenectady, New York
B. F. Goodrich Company	Akron, Ohio
Hercules Motors Corporation	Canton, Ohio
Holland Hitch Company	Holland, Michigan
Ingersoll-Rand Company	Painted Post, New York
Kunkle Valve Company	119-125 Clinton Street, Fort Wayne, Indiana
LaGanke Electric Company	2400 Woodland Ave., Cleveland, Ohio
Leece-Neville Company	5363 Hamilton Ave., Cleveland, Ohio
Long Manufacturing Division	Borg-Warner Corp., 12501 Dequindre Street, Detroit, Michigan
Manning, Maxwell & Moore, Incorporated	Bridgeport, Connecticut
Michiana Products Corporation	Michigan City, Indiana
Mead Morrison Division	Truck Engineering Corp., 1285 West 70th Street, Cleveland, Ohio
Modine Radiator Company	Racine, Wisconsin
Morse Chain Company	421 Engineers Bldg., Cleveland, Ohio
Nelson Muffler Corporation	Stroughton, Wisconsin
Pierce Governor Company	Anderson, Indiana
Protectoseal Company	1906-24 South Western Ave., Chicago, Illinois
Reading, Pratt and Cady Division	Hartford, Connecticut
Rochester Manufacturing Company	Rochester, New York
Schaefer Body, Inc.	5009 Superior Ave., Cleveland, Ohio
A. Schraders Son	470 Vanderbilt Ave., Brooklyn, New York
Service Products Corporation	201 South Rural Street, Indianapolis, Indiana
Shakespeare Products	417-27 North Pitcher Street, Kalamazoo, Michigan
Sparton Division	Sparks-Withington Company, Jackson, Michigan
Stewart Warner Corporation	1826-1852 Diversey Parkway, Chicago, Illinois
Switzer-Cummins	1125 Massachusetts Ave., Indianapolis, Indiana
Tillotson Manufacturing Company	Toledo, Ohio
Timken-Detroit Axle Company	100-400 Clark Ave., Detroit, Michigan
United States Gauge Company	Sellersville, Pennsylvania
Vortox Manufacturing Company	Claremont, California
Weatherhead Company	300 East 131st Street, Cleveland, Ohio
Whitney Chain & Manufacturing Company	Hartford, Connecticut
Willard Storage Battery Company	331 East 131st Street, Cleveland, Ohio

WHEN ORDERING PARTS BE SURE TO STATE MODEL, SERIAL AND MOTOR NUMBER OF THE TRACTOR

# CLETRAC "MG-1" PARTS LIST


## Section 1—ENGINE

Plate and Ill. No.	Cletrac Part No.	Vendors Part No.	Description	Quan.
	130221	1 WXLC-3	ENGINE ASSY. - Less accessories (replaces #130000) 2JA726 up and 1DA000 up	1
		1	Note: For tractor serial nos. 1JA000 to 2JA725 inc., order in addition 1-#60422 Clutch Assy., 1-#130224 Starter Adapter, 1-#127686 Cap Screw and 2-#74x34 Cap Screw.	



LEFT HAND VIEW OF ENGINE ASSY.

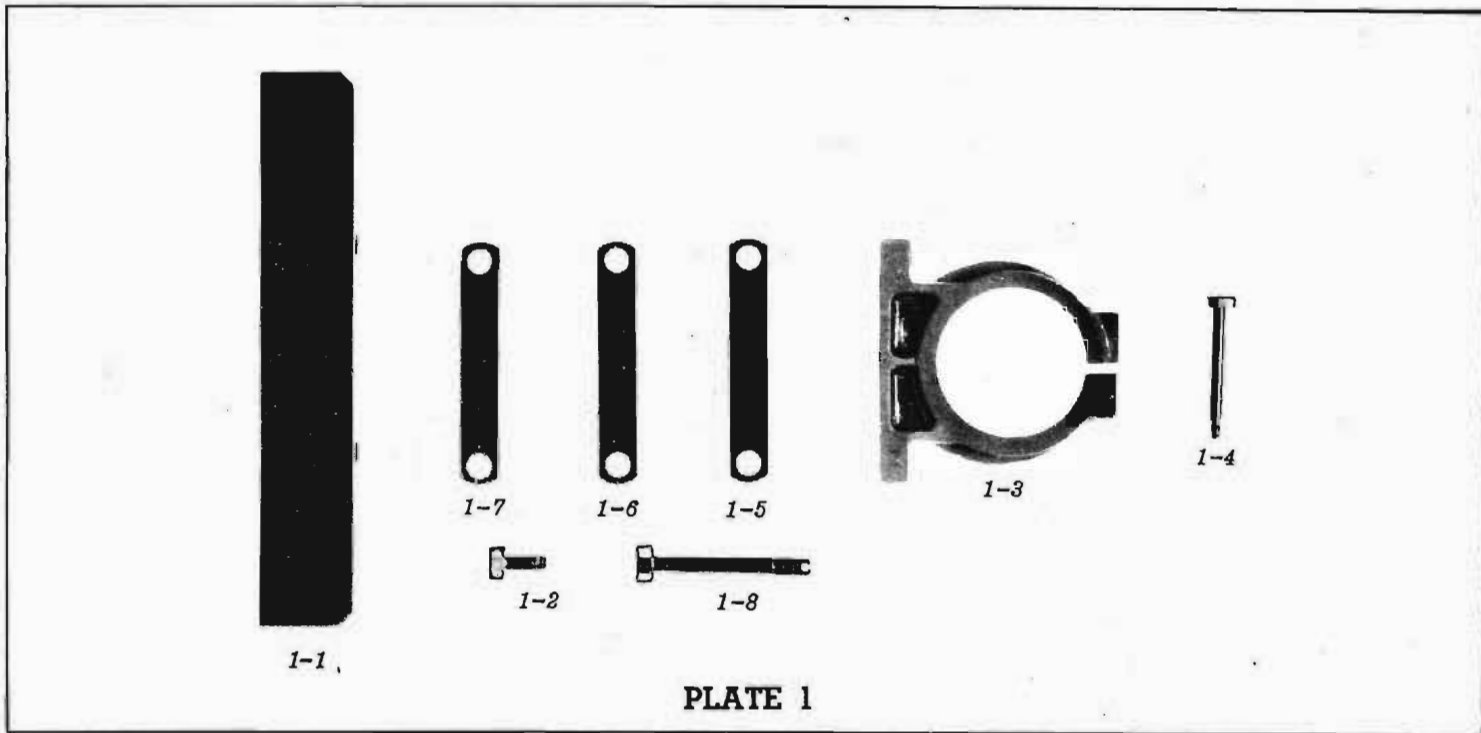
RIGHT HAND VIEW OF ENGINE ASSY.



WHEN ORDERING PARTS BE SURE TO STATE MODEL, SERIAL AND MOTOR NUMBER OF THE TRACTOR



# CLETRAC "MG-1" PARTS LIST



## Section 2—ENGINE FRONT SUPPORT AND TRUNNION —Illustration Plate 1

Plate and Ill. No.	Cletrac Part No.	Vendors Part No.	Description	Quan.
<b>SUPPORT</b>				
		Hercules		
1-1	125251		ENGINE SUPPORT - Crossmember	1
1-2	15304		CAP SCREW - Support to main frame	4
	347		LOCKWIRE - For screw	2
<b>TRUNNION</b>				
1-3	38292	18371-C	TRUNNION	1
1-4	38293	4595-A	CLAMP BOLT - For trunnion	1
	105x9		LOCKWASHER - For bolt, 1/2	2
	116x7		WASHER - For bolt, 3/8	1
	105x5		LOCKWASHER - For bolt, 3/8	1
	21x5		NUT - For bolt, 3/8-24	1
1-5	37949		SHIM (1/64) - Between support and trunnion	X
1-6	37156		SHIM (1/32) - Between support and trunnion	X
1-7	125699		SHIM (1/8) - Between support and trunnion	X
1-8	125328		BOLT - Trunnion to support	2
	20x15		NUT - For bolt, 3/4-16	2
	38x33		COTTER PIN - For bolt, 3/16x1-1/2	2

## Section 3—ENGINE BODY—Illustration Plate 2

		Hercules		
2-1	130002	20005-ES	CYLINDER BLOCK ASSY. - Includes main, camshaft, idler bearings and studs	1
	55x9		EXPANSION PLUG - 5/8	2
	55x14		EXPANSION PLUG - 15/16	2
2-2	130151	11129-A	EXPANSION PLUG - Brass, special	2
2-3	130126	3560-A	PIPE PLUG - 1-1/2 co-sunk head	6
2-4	88845	4746-A	PIPE PLUG - 3/4 co-sunk head	4
2-5	130218	11108-A	PIPE PLUG	4
	48x6		PIPE PLUG - 1/4 slotted head	3
	55x17		EXPANSION PLUG - 1-1/8	1
2-6	130127	3220-A	STUD - For intake and exhaust manifold	12
2-7	130128	14860-A	STUD - For water pump	1
2-8	130235	4477-A	STUD - For oil filter	4

WHEN ORDERING PARTS BE SURE TO STATE MODEL, SERIAL AND MOTOR NUMBER OF THE TRACTOR

# CLETRAC "MG-1" PARTS LIST





PLATE 2

WHEN ORDERING PARTS BE SURE TO STATE MODEL, SERIAL AND MOTOR NUMBER OF THE TRACTOR