

CARRIER UNIVERSAL MK I*

ILLUSTRATED PARTS CATALOGUE

== 1941-2 ==

NOT TO BE PUBLISHED

THE INFORMATION GIVEN IN THIS DOCUMENT IS NOT TO BE COMMUNICATED, EITHER DIRECTLY OR INDIRECTLY, TO THE PRESS OR TO ANY PERSON NOT HOLDING AN OFFICIAL POSITION IN HIS MAJESTY'S SERVICE.

Contract Numbers

BRITISH


SPLY/MECH-1026
W.S.L.-72-2

CANADIAN


CDS _t - 957	CDLV-445
CDLV- 73	CDLV- 58
CDLV-259	CDLV-213
CDLV-422	CDLV-435
CDLV-423	

Ford Motor Company of Canada
LIMITED

WINDSOR, ONTARIO



Rear Side View



Front Side View

UNIVERSAL CARRIER M^K 1*

ILLUSTRATED

PARTS CATALOGUE

INFORMATION

This catalogue provides a listing of Ford and Carrier parts and is arranged in major assembly sequence.

Each group or major assembly appears in capital letters next to part number column, i.e., page one—C01UC-4000-S AXLE REAR ASSY.

The component parts included in a major assembly are indented including the minor assemblies, which are also in capital letters with the component parts indented under the minor assembly number. Parts used for attaching assemblies are not indented.

An alphabetical and numerical index covering all parts listed in this catalogue is included at the back of catalogue for reference purposes. There is also included an index covering all illustrations.

This catalogue supersedes the original catalogue which was issued June, 1941, under form number SE-83-41, and includes all changes in production from job number one up to and including serial number 7488. Information on all production changes from serial number 7489 will be issued through the regular procedure.

It has been necessary to make changes in the design or material of certain parts in production. Information appearing in the catalogue covering such changes and instructions regarding disposition of stock, is also given opposite the numbers concerned. Where a new part is interchangeable with the old and is to be carried in stock, a note is inserted instructing that when stock of the old part is depleted, it is to be replenished with the new item. When it is necessary to stock both old and new design parts, a serial number or engine serial number breaking point record is shown.

Pages numbering 169 and 170 list parts to be deleted when a standard Universal Carrier is converted into a Tank Hunter with gun mounting.

Pages number 171 and 172 list the additional parts required for the conversion of a standard Universal Carrier into a Tank Hunter.



CARRIER UNIVERSAL MK I*

ILLUSTRATED PARTS CATALOGUE

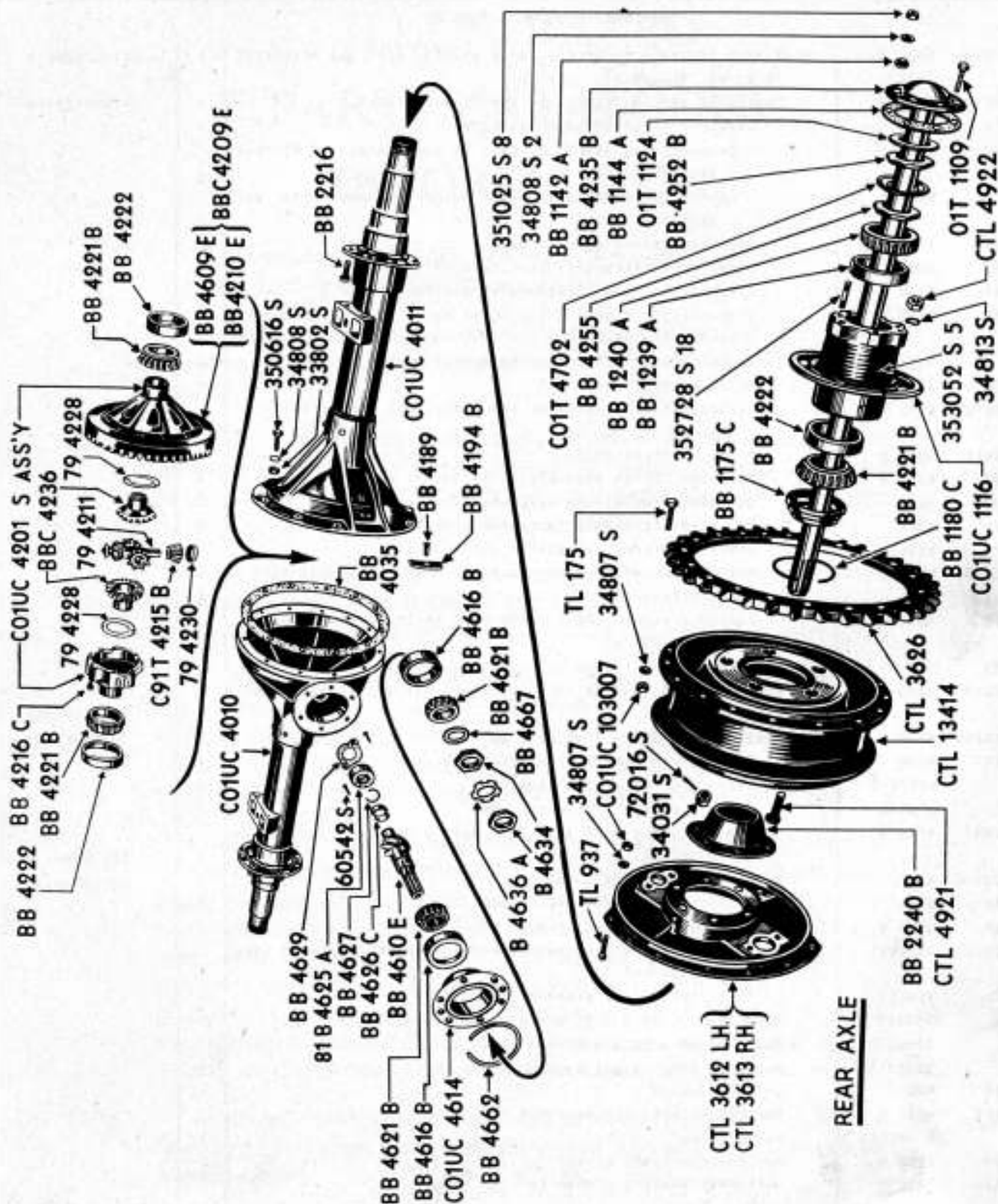


PART NUMBER	PART NAME	UNIT PER VEHICLE	ASSEMBLY NUMBER
REAR AXLE (Illustration Page 2)			
COIUC 4000 S	REAR AXLE ASSEMBLY (COMPLETE) WITH BRAKES, HUBS AND SPROCKETS (U.K. No. TL-409-A)	1	COIUC-4000 S
COIUC 4201 S	CASE-REAR AXLE DIFFERENTIAL AND GEAR ASSEMBLY	1	COIUC-4201-S
79 4204	Case-differential gear assembly	1	
79 4205	Case-driving gear L.H. (Not to be demanded. Order part 79-4204)	1	
79 4206	Case-driving gear R.H. (Not to be demanded. Order part 79-4204)	1	
BB 4216 C	Screw-differential gear case	8	
BB 4208	Lockwire-differential gear case bolt nut	1	
BBC 4209 E	Gear-driving and pinion-matched 5.83-1 ratio	1	
BB 4210 E	Gear-driving 5.83-1 ratio. (Not to be demanded. Order part BBC-4209-E)	1	
352150 S1	Rivet-driving gear to differential case	12	
79 4211	Spider-differential	1	
COIUC 4215	Pinion-differential-when stock depleted supply C91T- 4215-B.	4	
C91T 4215 B	Pinion-differential	4	
BB 4221 B	Cone and roller assembly-differential bearing	2	
BB 4222	Cup-differential and rear wheel inner bearing	2	
79 4228	Washer-differential rear axle gear thrust	2	
79 4230	Washer-differential pinion gear thrust	4	
COIUC 4236	Gear-differential-when stock depleted supply BBC-4236	2	
BBC 4236	Gear-differential	2	
BB 4610 E	Pinion-driving-5.83-1 ratio (Not to be demanded. Order part BBC-4209-E)	1	
BB 4626 C	Race-driving pinion pilot bearing inner	1	
COIT 4010 A	HOUSING ASSEMBLY-REAR AXLE RH. WHEN STOCK DEPLETED, SUPPLY COIUC-4010	1	COIT-4010-A
COIUC 4010	HOUSING ASSEMBLY - REAR AXLE RH	1	COIUC-4010
BB 4629	Retainer-driving pinion pilot bearing	1	
60542 S	Rivet-1/4" x 1-1/2" round head	2	
353051 S	Plug-pipe (3/4") extended head	1	
COIT 4011 A	HOUSING ASSEMBLY-REAR AXLE LH. WHEN STOCK DEPLETED, SUP- PLY COIUC-4011	1	COIT-4011-A
COIUC 4011	HOUSING ASSEMBLY-REAR AXLE LH	1	COIUC-4011
BB 4189	Pin-driving gear thrust block	1	
BB 4194 B	Block-driving gear thrust	1	
COIUC 100401	Plug-pipe (3/4") extended head when stock depleted sup- ply 353051-S	1	
353051 S	Plug-pipe (3/4") extended head	1	
350616 S2	Bolt-7/16" x 20 S.A.E. x 1-3/4" hex. head special	11	
33802 S4	Nut - 7/16" x 20 S.A.E. hex. head	11	
34808 S2	Washer - 7/16" steel lock	11	
BB 4035	Gasket-housing	1	
81B 4625 A	Bearing-driving pinion pilot	1	
C 380067 S	Valve-relief	1	
BB 2240 B	Baffle-rear brake grease	2	
BB 2216	Bolt-rear housing plate- 1-5/16" long	12	

*** ALL PARTS BEARING CTL PREFIX ARE INTERCHANGEABLE WITH CORRESPONDING W/D-TL PART NUMBERS ***



CARRIER UNIVERSAL MK I *
ILLUSTRATED PARTS CATALOGUE





CARRIER UNIVERSAL MK I*

ILLUSTRATED PARTS CATALOGUE

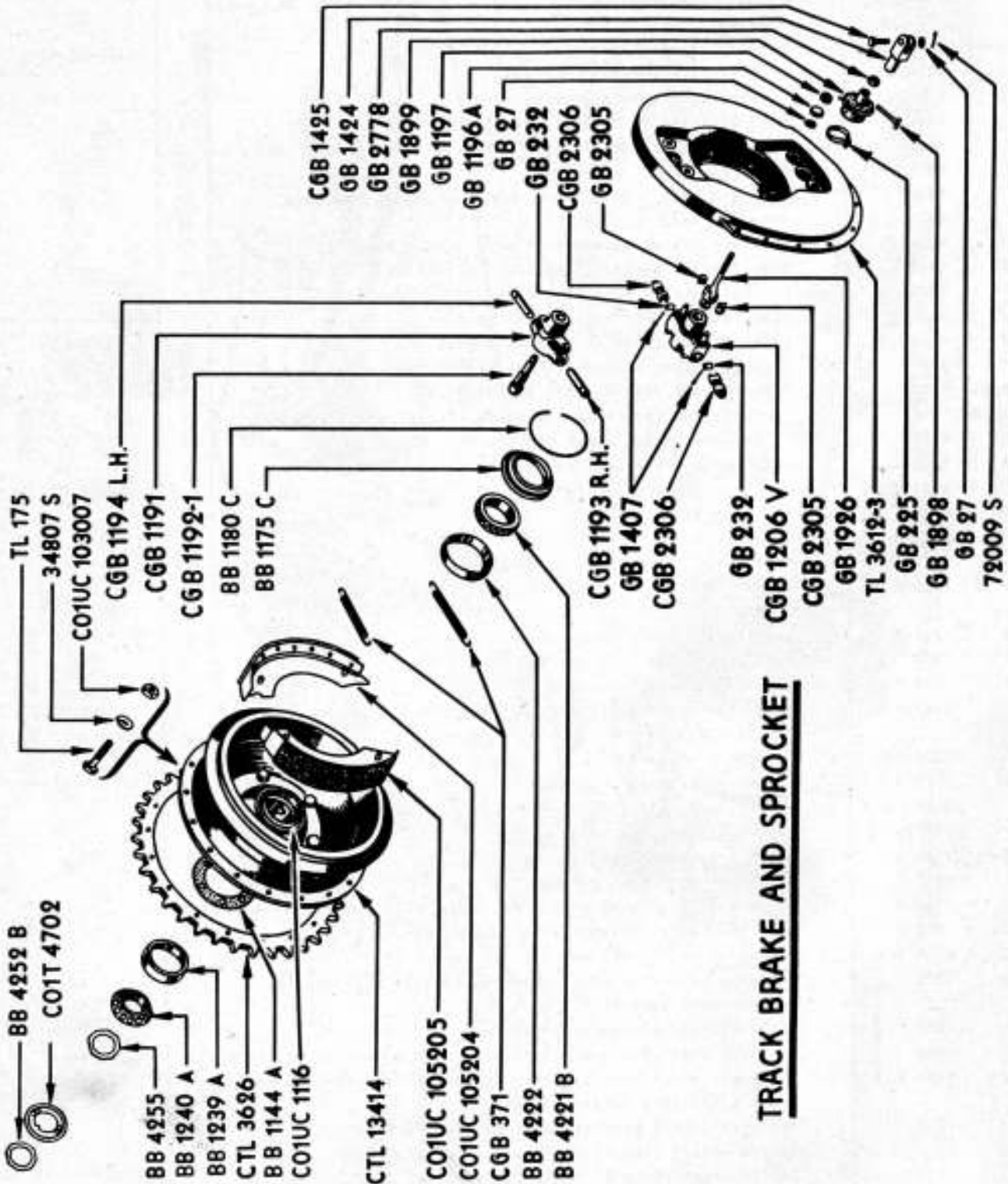


PART NUMBER	PART NAME	UNIT PER VEHICLE	ASSEMBLY NUMBER
REAR AXLE (Continued)			
	Nut-7/16" x 20 castle	12	
	Pin-3/32" diameter x 3/4" long steel cotter (U.K. No. G1/GA 0820)	12	
COIUC 4614	BEARING AND SLEEVE ASSEMBLY-DRIVING PINION	1	COIUC-4614
BB 4616 B	Cup-driving pinion bearing	2	
COIUC 4668	Sleeve-driving pinion bearing	1	
	Bolt-9/16"-12 x 1-11/16" hex. head	5	
	Washer-9/16" diameter steel lock (U.K. No. G1/GA 1786)	6	
CTL 4923	Stud-rear axle	1	
TL 4924	Nut-rear axle. When stock depleted supply CTL-4924	1	
CTL 4924	Nut-rear axle	1	
BB 4621 B	Cone and roller assembly-driving pinion bearing	2	
BB 4627	Ring-driving pinion pilot bearing locking	1	
B 4634	Locknut-driving pinion bearing	2	
B 4636 A	Locknut washer-driving pinion bearing	1	
BB 4662	Gasket-driving pinion bearing sleeve	1	
BB 4667	Washer-driving pinion bearing thrust tongue	1	
COIUC 1117	HUB-REAR AND BEARING CUPS ASSEMBLY	2	COIUC-1117.
COIUC 1116	Hubs-rear (Not to be demanded. Order part COIUC-1117)	2	
BB 4222	Cup-rear wheel inner bearing	2	
BB 1238 A	Cup-rear wheel bearing outer	2	
	Plug-rear hub	2	
CTL 4921	Bolt-rear axle	10	
CTL 4922	Nut-rear axle	10	
	Washer-3/4" lock (U.K. No. MT5/49954)	10	
COIUC 100400	Lubricator tecomit #28-3/8" B.S.F. (U.K. No. MT1/TT/No. 28/3/8" B.S.F.)	2	
BB 4235 B	Shaft-rear axle-less gear	2	
OIT 1109	Pull screw-rear axle shaft	4	
OIT 1124	Washer-rear wheel bearing nut lock	2	
	Stud-rear wheel hub (Obsolete when out. Replaced by C-380155-S18)	16	
	Stud-rear wheel hub	16	
BB 1142 A	Adapter-rear wheel hub stud	16	
	Washer-7/16" steel lock	16	
	Nut-rear wheel hub stud	16	
BB 1144 A	Gasket-rear axle shaft	2	
BB 1175 C	Retainer-rear wheel grease	2	
BB 1180 C	Ring-rear wheel-grease retainer snap	2	
BB 1240 A	Cone and roller assembly-rear wheel bearing outer	2	
BB 4252 B	Nut-outer-rear wheel bearing	2	
BB 4254	Nut-with hole-rear wheel bearing. (Not to be demanded. Order part BB-4255)	2	
BB 4255	Nut assembly-rear wheel bearing	2	
BB 4256	Pin-rear wheel bearing nut lock rear axle bearing sleeve	2	
COIQ 4702 B	Seal-rear wheel bearing (U.K. No. LV3/FD/BB4245-B) when stock depleted supply COIT-4702	2	
COIT 4702	Seal-rear wheel bearing (U.K. No. LV3/FD/BB4245-B)	2	
CTL 3612	Carrier-brake (track, brake and sprocket-left)	1	
CTL 3613	Carrier-brake (track, brake and sprocket-right)	1	

*** ALL PARTS BEARING CTL PREFIX ARE INTERCHANGEABLE WITH CORRESPONDING W/D-TL PART NUMBERS ***



CARRIER UNIVERSAL MK I* ILLUSTRATED PARTS CATALOGUE



TRACK BRAKE AND SPROCKET



CARRIER UNIVERSAL Mk I*

ILLUSTRATED PARTS CATALOGUE



PART NUMBER	PART NAME	UNIT PER VEHICLE	ASSEMBLY NUMBER
REAR AXLE (Continued)			
BRAKE AND SPROCKET (Illustration Page 4)			
TL 937	Bolt-3/8" B.S.F. x 1-1/4" csk. round head. Used to serial #4754. When stock depleted supply 12 - COIUC-102205 2 - COIUC-102206)	14	
COIUC 103007	Nut - hex. 3/8" B.S.F.	14	
34807 S2	Washer-spring 3/8" diameter S.T. (U.K. No. G1/GA 1783)	14	
COIUC 102205	Bolt - 3/8" x 1-1/4" csk. round head (Used from Serial 4755)	12	
COIUC 102206	Bolt - 3/8" x 1-3/4" csk. round head (Used from Serial 4755)	2	
COIUC 103006	Nut - 3/8" hex slotted	14	
34707 S	Washer - 3/8" flat	14	
72034 S	Pin - 3/32" x 1" cotter	14	
CTL 583 SA	EXCLUDER ASSEMBLY-DUST-BRAKE ACTUATOR	2	CTL-583-SA
TL 3615	Excluder-(track, brake and sprocket) mud	2	
CTL 3616	Carrier-track, brake and sprocket	2	
CTL 3617	End-track, brake and sprocket	2	
CTL 3618	Spring-track, brake and sprocket	2	
CTL 3623	Plate-bearing shim .125" thick	2	
CTL 3623 B1	Plate - shim - .050"	AR	
CTL 3623 B2	Plate - shim - .060"	AR	
CTL 3623 B3	Plate - shim - .070"	AR	
CTL 3623 B4	Plate - shim - .080"	AR	
CTL 3623 B5	Plate - shim - .090"	AR	
TL 3625	Stop-brake shoe track brake and sprocket	4	
CTL 3626	Sprocket-track brake and sprocket	2	
TL 175	Bolt-3/8" diameter B.S.F. x 1-3/4" long hex. head	36	
COIUC 103007	Nut-3/8" diameter B.S.F. hex. (U.K. No. MT5/19623)	36	
34807 S	Washer-spring 3/8" diameter S.T. (U.K. No. G1/GA1783)	36	
TL 13355	Excluder-dust-track, brake and sprocket	2	
CTL 13414	Drum-brake and sprocket	2	

BRAKE SHOE ASSEMBLY

CGB 1885 SA	SHOE-BRAKE AND LINING ASSEMBLY-RIGHT	2	CGB-1885-SA
COIUC 105204	SHOE - BRAKE AND LINING - RIGHT (U/K GB-1885-SA)	2	
CGB 1885 R	Shoe - brake right (Not to be demanded. Order part COIUC-105204)	2	
GB 1885 A	Lining - brake shoe. When stock depleted, supply CGB-1885-A.	2	
CGB 1885 A	Lining - brake shoe	2	
GB 1887	Rivet - brake shoe lining	24	
GB 2378	Stud - brake shoe spring anchor	4	
CGB 371	Spring - brake shoe	2	
CGB 1885 SA	SHOE - BRAKE AND LINING - ASSEMBLY - LEFT	2	
COIUC 105205	SHOE - BRAKE AND LINING - LEFT (U/K GB-1885-SA)	2	
CGB 1885 L	Shoe - brake - left (Not to be demanded. Order part COIUC-105205)	2	
GB 1885 A	Lining - brake shoe. When stock depleted, supply CGB-1885-A.	2	

*** ALL PARTS BEARING CGB PREFIX ARE INTERCHANGEABLE WITH CORRESPONDING W/D-GB PART NUMBERS ***



CARRIER UNIVERSAL M₆ I*

ILLUSTRATED PARTS CATALOGUE



PART NUMBER	PART NAME	UNIT PER VEHICLE	ASSEMBLY NUMBER
REAR AXLE (Continued)			
BRAKE SHOE ASSEMBLY (Continued)			
CGB 1885 A	Lining - brake shoe	2	
GB 1887	Rivet - brake shoe lining	24	
GB 2378	Stud - spring anchor	4	
CGB 371	Spring - brake shoe	2	
BRAKE ADJUSTER			
CGB 1191	Housing-adjuster-when stock depleted supply CGB-1191-B	2	
CGB 1191 B	Housing-adjuster	2	
GB 748	Bolt-adjuster housing set	4	
GB 5	Washer-3/8" grooved	4	
CGB 1192/1	Cone-adjuster	2	
CGB 1193	Plunger-adjuster-R.H.	2	
CGB 1194	Plunger-adjuster-L.H.	2	
BRAKE EXPANDER			
CGB 1206 V	Housing-expander	2	
GB 3201	Stud-expander housing. (Not to be demanded. Order CGB-1206-V)	4	
GB 27	Washer-3/8"	4	
GB 1196 A	Washer-3/8" thackeray	4	
CGB 1197	Nut-3/8" slotted	4	
GB 27 A	Pin-1/16" split	4	
CGB 1207	Plug-expander	2	
GB 212	Pin-expander	2	
COP 2305	Collets	2	
CGB 2306	Plunger	4	
GB 232	Roller	4	
GB 1407	Pin-split	4	
GB 1926	Link-draw. When stock depleted, supply CGB-1926.	2	
CGB 1926	Link - draw	2	
GB 1424	Clevis-3/8"	2	
GB 1425	Pin-clevis and split pin 3/32"-when stock depleted supply CGB-1425	2	
CGB 1425	Pin-clevis	2	
GB 1899	Cover-dust-when stock depleted supply CGB-1899	2	
CGB 1899	Cover-dust	2	
GB 225	Clip-dust cover (expander end) when stock depleted supply CGB-225-B	2	
CGB 225 B	Clip-dust cover (expander end)	2	
GB 1898	Clip-dust cover (rod end)	2	
GB 2778	Locknut-3/8" B.S.F. for clevis-when stock depleted supply CGB-2778	2	
CGB 2778	Locknut-3/8" B.S.F. for clevis	2	
GB 27	Washer-3/8" for clevis pin	2	
GEAR BOX COUPLING (Illustration Page 7)			
CTL 24 A	COUPLING ASSEMBLY-GEAR BOX		CTL-24 A
CTL 3360	Dowel-coupling gear box	2	
*** ALL PARTS BEARING CTL PREFIX ARE INTERCHANGEABLE WITH CORRESPONDING W/-TL PART NUMBERS ***			