

TM 9-795

WAR DEPARTMENT TECHNICAL MANUAL

HEAVY WRECKING TRUCK M1 (SERIES 1 AND 2)

Distribution. This is a reprint for stock only, of T M 9-795, 31 August 1942. No initial distribution will be made to personnel possessing the original publication.

TM 9-795

Le TM 9-795 de Aou 1942 de l'Armée US est mis en vigueur à l'Armée luxembourgeoise sous la dénomination TM 9-795 DEPANNEUSE LOURDE M1. Les prescriptions contraires au TM 9-2300-200-12 ne sont pas applicables.

Walferdange, le 20 mai 1964

Le Chef d'Etat-Major

R. WINTER
Colonel

Par ampliation:

Le Chef du Service du Personnel

M. JON
Major

Distribution :

<u>G4</u>	(1)
Base	(2)
Unité détenant cette dé- panneuse	(1)
Dépanneuse	(1)

=====
Prix à payer en cas de perte: 50 francs
=====

WAR DEPARTMENT TECHNICAL MANUAL
TM 9-795

**HEAVY WRECKING
TRUCK M1
(SERIES 1 AND 2)**



WAR DEPARTMENT

•

AUGUST 1942

WAR DEPARTMENT
Washington 25, D. C., 31 August 1942

TM 9-795, Heavy Wrecking Truck M1, is published for the information and guidance of all concerned.

[A.G. 062.11 (28 Jul 42)]

BY ORDER OF THE SECRETARY OF WAR:

G. C. MARSHALL,
Chief of Staff.

OFFICIAL:

J. A. ULIO,
*Major General,
The Adjutant General.*

DISTRIBUTION: X.

(For explanation of symbols, see FM 21-6.)

HEAVY WRECKING TRUCK M1

TABLE OF CONTENTS

Section Number	Subject	Paragraph Numbers
I	General Operation and Controls	1-20
II	Lubrication and Inspection	21-22
III	Engine	23-28
IV	Clutch	29-32
V	Transmission	33-36
VI	Transfer Case	37-40
VII	Propeller Shafts	41-44
VIII	Front Axle	45-49
IX	Rear Axle	50-52
X	Wheels & Tires	53-59
XI	Steering Gear	60-63
XII	Springs	64-68
XIII	Shock Absorbers	69-71
XIV	Brakes	72-79
XV	Electrical	80-113
XVI	Fuel System	114-125
XVII	Cooling System	126-131
XVIII	Body & Crane	132-174
XIX	Cold Weather Operation	177-186
XX	Material Affected by Gas	187-190
XXI	Tools and Equipment	191
XXII	Storage and Shipment	192-195
XXIII	References	196-198
	Illustration List	
	Index (To Text)	

GENERAL OPERATION AND CONTROLS



3/4 LEFT FRONT VIEW COMPLETE VEHICLE, FULLY EQUIPPED

Illustration 1-1

HEAVY WRECKING TRUCK M1

1-2

Section I

GENERAL OPERATION AND CONTROLS

TITLE	Paragraph No.
Purpose _____	1
Scope _____	2
Arrangement of Text _____	3
Model Identification _____	4
General Data _____	5
Breaking In Speed _____	6
To Prepare the Truck for Service _____	7
How to Start the Engine _____	8
How to Start the Vehicle _____	9
After the Truck has Started _____	10
To Shift to a Lower Speed _____	11
Driving Down Hill _____	12
To Shift Into Reverse _____	13
How to Control the Transfer Case _____	14
Front Axle Engagement and Disengagement _____	15
Operation of Power Accessory Controls _____	16
How to Stop the Truck _____	17
General Information on Maintenance _____	18
Proper Operation Requirements _____	19
Instrument and Control Significance _____	20

1.

PURPOSE

- a. This manual is published for the information and guidance of the using arms and services.
- b. In addition to a description of the heavy wrecking truck M1 (Series 1, Ward La France and Series 2, Kenworth and Ward La France), this manual contains technical information required for the identification, use and care of the materiel.
- c. Disassembly, assembly, and such repair as may be handled by using arms personnel may be undertaken only under the supervision of an officer or chief mechanic.
- d. All cases where the nature of the repair, modification, or adjustment is beyond the scope or facilities of the unit, the responsible ordnance service should be informed so that trained personnel with suitable tools and equipment may be obtained.


2.

SCOPE


The instructions and illustrations contained in this manual are based primarily on the heavy wrecking truck M1, Series 2, of Kenworth manufacture. Slight modifications in body, sheet metal, and radiator constitute the major differences between the Ward La France and Kenworth trucks.

3. ARRANGEMENT OF TEXT

Included in the text are descriptions of the major units, group assemblies, functional systems and instructions with reference to the operation, inspection, lubrication, service diagnosis and cause.




HEAVY WRECKING TRUCK M1



3/4 RIGHT FRONT VIEW COMPLETE VEHICLE, FULLY EQUIPPED

Illustration 1-3

GENERAL OPERATION AND CONTROLS



TOP VIEW COMPLETE VEHICLE, FULLY EQUIPPED
Illustration 1-4